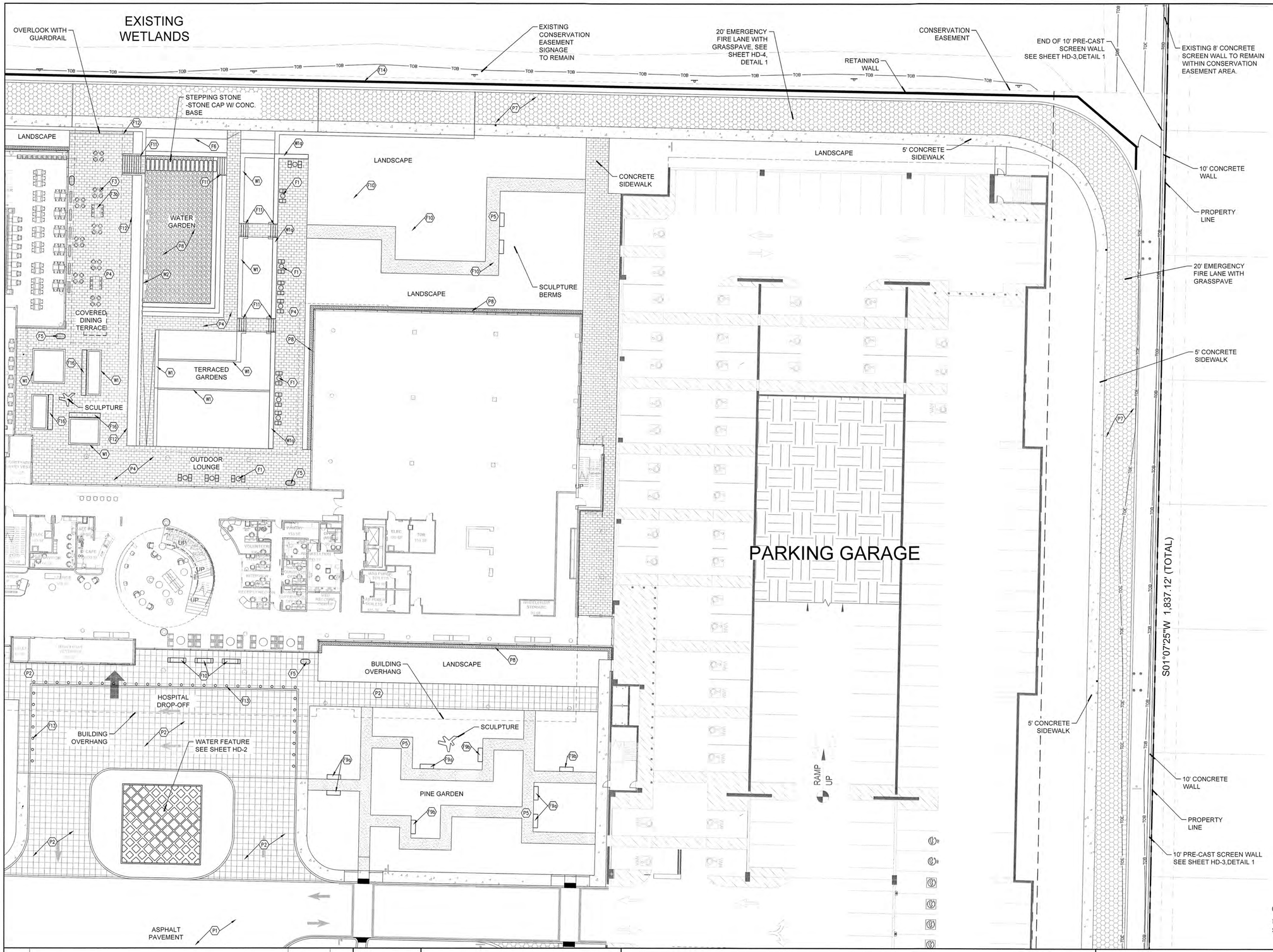

LEGEND:

SYMBOL	KEY	ITEM
	P1	VEHICULAR PAVING
	P2	STONE COBBLES VEHICULAR PAVING
	P3	CONCRETE PAVING
	P4	STONE PAVERS
	P5	STABILIZED CRUSHED SHELL PATHWAY
	P6	SAFETY SURFACE
	P7	GRASSPAVE
	P8	RIVER WASH ROCK

KEY	ITEM
W1a	SEAT WALL
W1	SEAT WALL
W2	FEATURE WALL

KEY	ITEM
F3	CAFE TABLES AND CHAIRS
F3b	BAR TABLE AND CHAIRS
F4	BIKE RACKS
F5	TRASH AND RECYCLING BIN
F6	FENCE AND GATE
F7	FITNESS EQUIPMENT
F8	FOOTBRIDGE
F9a	BENCH
F9b	BENCH
F10	BENCH
F11	HANDRAIL
F12	CABLE RAIL
F13	BOLLARD
F14	CABLE RAIL
F15	MOVABLE PLANTER
F16	BENCH WALL

SEE SHEET HD-1 FOR COMPLETE PAVING AND FURNITURE SCHEDULES.

KEY MAP

0 10' 20' 40'

SCALE: 1"=20'-0"

LEAD DESIGN LANDSCAPE ARCHITECT:

swa/Balsley

31 West 27th Street
New York, NY
10001-6914
United States
www.swabalsley.com
+1.212.684.9230

LEAVE BLANK - FOR CITY USE ONLY

No.	REVISIONS	DATE	BY

SCALE: 1" = 20'-0"
DESIGNED BY: SWP
DRAWN BY: SWP
CHECKED BY: JDH

CRAVEN THOMPSON AND ASSOCIATES, INC.
ENGINEERS · PLANNERS · SURVEYORS
3563 N.W. 53RD STREET, FORT LAUDERDALE, FLORIDA 33309
FAX: (954) 739-6409 TEL.: (954) 739-6400
FLORIDA LICENSED ENGINEERING, SURVEYING & MAPPING BUSINESS No. 271
FLORIDA LICENSED LANDSCAPE ARCHITECTURE BUSINESS No. C000214

MATERIAL SHOWN HEREON IS THE PROPERTY OF CRAVEN THOMPSON & ASSOCIATES, INC. AND SHALL NOT BE REPRODUCED IN WHOLE OR IN PART WITHOUT WRITTEN PERMISSION OF CRAVEN THOMPSON & ASSOCIATES, INC. CRAVEN THOMPSON & ASSOCIATES, INC. COPYRIGHT © 2011

BAPTIST HEALTH SUNRISE HOSPITAL

12401 WEST OAKLAND PARK BOULEVARD
SUNRISE, FLORIDA

HARDSCAPE & FURNITURE PLAN

SEAL: REGISTERED LANDSCAPE ARCHITECT SCOTT WADE BEAVER LA 6666976 STATE OF FLORIDA
Scott W. Beaver
Florida R.L.A. No. 6666976
July 19, 2024

DATE: 07/19/2024

DRAWING NO. HP-6

PROJECT NO. 99-0039-002-01

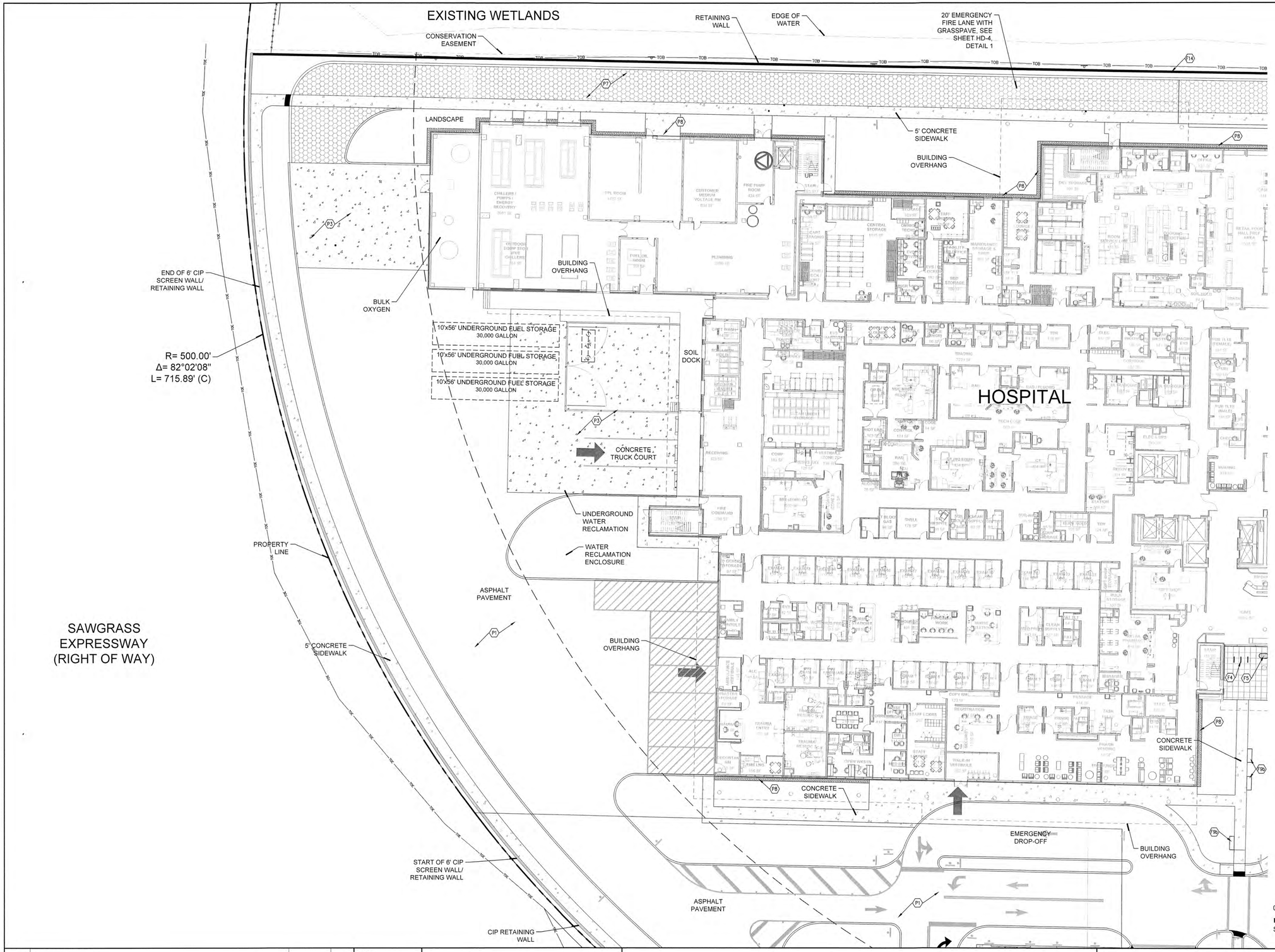

LEGEND:

SYMBOL	KEY	ITEM
	P1	VEHICULAR PAVING
	P2	STONE COBBLES VEHICULAR PAVING
	P3	CONCRETE PAVING
	P4	STONE PAVERS
	P5	STABILIZED CRUSHED SHELL PATHWAY
	P6	SAFETY SURFACE
	P7	GRASSPAVE
	P8	RIVER WASH ROCK

KEY	ITEM
W1e	SEAT WALL
W1	SEAT WALL
W2	FEATURE WALL
KEY	ITEM
F3	CAFE TABLES AND CHAIRS
F3b	BAR TABLE AND CHAIRS
F4	BIKE RACKS
F5	TRASH AND RECYCLING BIN
F6	FENCE AND GATE
F7	FITNESS EQUIPMENT
F8	FOOTBRIDGE
F9a	BENCH
F9b	BENCH
F10	BENCH
F11	HANDRAIL
F12	CABLE RAIL
F13	BOLLARD
F14	CABLE RAIL
F15	MOVABLE PLANTER
F16	BENCH WALL

SEE SHEET HD-1 FOR COMPLETE PAVING AND FURNITURE SCHEDULES.

LEAD DESIGN LANDSCAPE ARCHITECT:

SWA/Balsley

31 West 27th Street
New York, NY
10001-6914
United States
www.swabalsley.com
+1.212.684.9230 o

KEY MAP

LEAVE BLANK - FOR CITY USE ONLY

No.	REVISIONS	DATE	BY

SCALE: 1" = 20'-0"
DESIGNED BY: SWP
DRAWN BY: SWP
CHECKED BY: JDH

CRAVEN THOMPSON AND ASSOCIATES, INC.
ENGINEERS · PLANNERS · SURVEYORS
3563 N.W. 53RD STREET, FORT LAUDERDALE, FLORIDA 33309
FAX: (954) 739-6409 TEL.: (954) 739-6400
FLORIDA LICENSED ENGINEERING, SURVEYING & MAPPING BUSINESS No. 271
FLORIDA LICENSED LANDSCAPE ARCHITECTURE BUSINESS No. C000114

MATERIAL SHOWN HEREON IS THE PROPERTY OF CRAVEN THOMPSON & ASSOCIATES, INC. AND SHALL NOT BE REPRODUCED IN WHOLE OR IN PART WITHOUT WRITTEN PERMISSION OF CRAVEN THOMPSON & ASSOCIATES, INC. CRAVEN · THOMPSON & ASSOCIATES, INC. COPYRIGHT © 2011

BAPTIST HEALTH SUNRISE HOSPITAL

12401 WEST OAKLAND PARK BOULEVARD
SUNRISE, FLORIDA

HARDSCAPE & FURNITURE PLAN

SEAL: REGISTERED LANDSCAPE ARCHITECT SCOTT WADE PEAVLER LA 6666976 STATE OF FLORIDA
Scott W. Peavler
Florida R.L.A. No. 6666976
July 16, 2024

DATE: 07/19/2024

DRAWING NO. HP-7

PROJECT NO. 99-0039-002-01

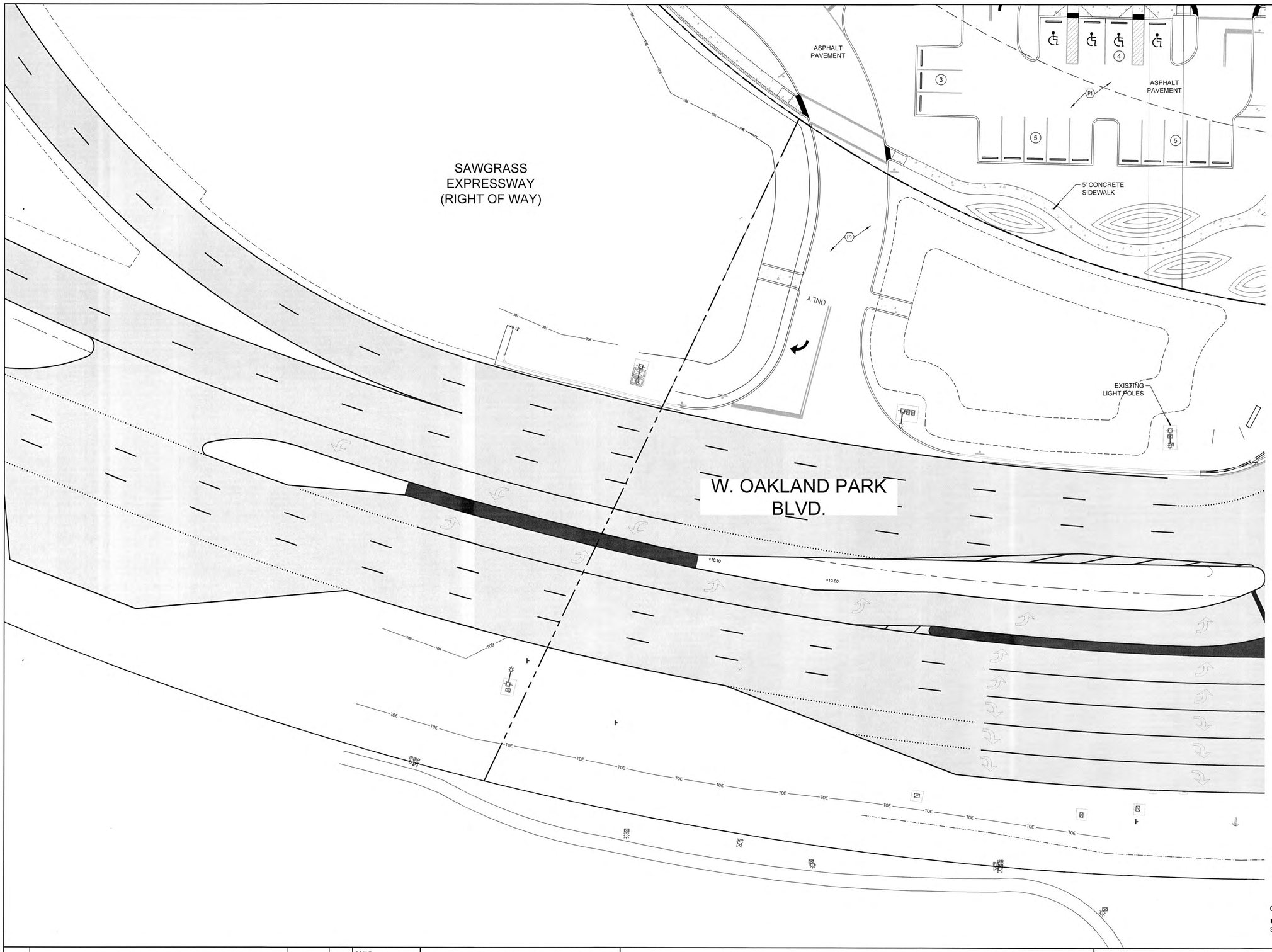
SAWGRASS
EXPRESSWAY
(RIGHT OF WAY)
ASPHALT
PAVEMENT
ASPHALT
PAVEMENT
5' CONCRETE
SIDEWALK
EXISTING
LIGHT POLES
ONLY
W. OAKLAND PARK
BLVD.
P1
P1
3
4
5
5
10E
10E
10E
10E
30U
30U
30U
6.12
10W
10W
10W
TOE
TOE
TOE

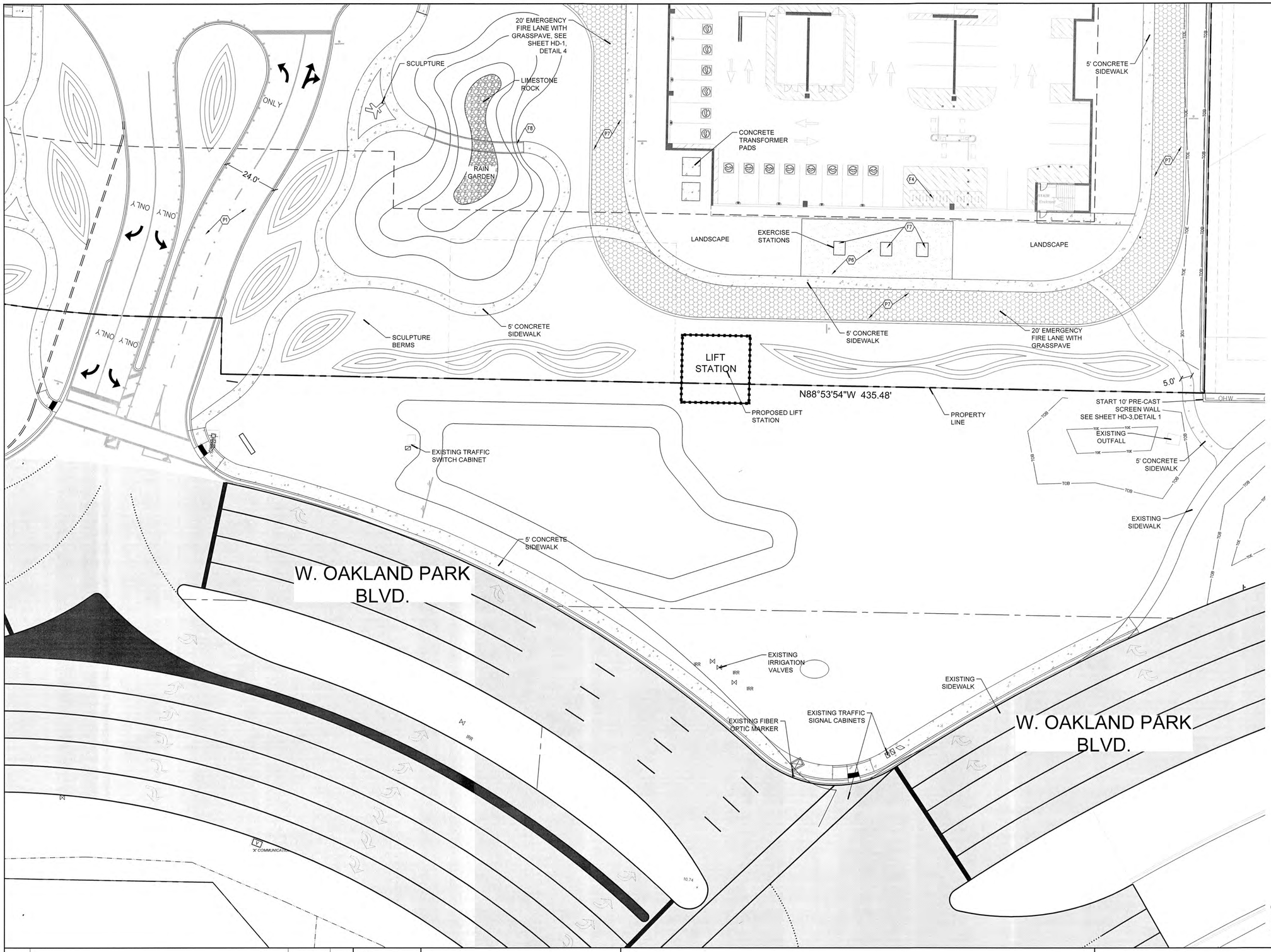

LEGEND:

SYMBOL	KEY	ITEM
	P1	VEHICULAR PAVING
	P2	STONE COBBLES VEHICULAR PAVING
	P3	CONCRETE PAVING
	P4	STONE PAVERS
	P5	STABILIZED CRUSHED SHELL PATHWAY
	P6	SAFETY SURFACE
	P7	GRASSPAVE
	P8	RIVER WASH ROCK

W1a	SEAT WALL
W1	SEAT WALL
W2	FEATURE WALL

KEY	ITEM
F3	CAFE TABLES AND CHAIRS
F3b	BAR TABLE AND CHAIRS
F4	BIKE RACKS
F5	TRASH AND RECYCLING BIN
F6	FENCE AND GATE
F7	FITNESS EQUIPMENT
F8	FOOTBRIDGE
F9a	BENCH
F9b	BENCH
F10	BENCH
F11	HANDRAIL
F12	CABLE RAIL
F13	BOLLARD
F14	CABLE RAIL
F15	MOVABLE PLANTER
F16	BENCH WALL

SEE SHEET HD-1 FOR COMPLETE PAVING AND FURNITURE SCHEDULES.

KEY MAP

0 10' 20' 40'
SCALE: 1"=20'-0"

LEAD DESIGN LANDSCAPE ARCHITECT:

SWA/Balsley

31 West 27th Street
New York, NY
10001-6914
United States
www.swabalsley.com
+1.212.684.9230 o

LEAVE BLANK - FOR CITY USE ONLY

No.	REVISIONS	DATE	BY

SCALE: 1" = 20'-0"
DESIGNED BY: SWP
DRAWN BY: SWP
CHECKED BY: JDH

CRAVEN THOMPSON AND ASSOCIATES, INC.
ENGINEERS · PLANNERS · SURVEYORS
3563 N.W. 53RD STREET, FORT LAUDERDALE, FLORIDA 33309
FAX: (954) 739-6409 TEL.: (954) 739-6400
FLORIDA LICENSED ENGINEERING, SURVEYING & MAPPING BUSINESS No. 271
FLORIDA LICENSED LANDSCAPE ARCHITECTURE BUSINESS No. C000014

MATERIAL SHOWN HEREON IS THE PROPERTY OF CRAVEN THOMPSON & ASSOCIATES, INC. AND SHALL NOT BE REPRODUCED IN WHOLE OR IN PART WITHOUT PERMISSION OF CRAVEN THOMPSON & ASSOCIATES, INC. OR WHEN REPRODUCED, THE COPYRIGHT NOTICE MUST BE INCLUDED.
CRAVEN THOMPSON & ASSOCIATES, INC. COPYRIGHT © 2011

BAPTIST HEALTH SUNRISE HOSPITAL

12401 WEST OAKLAND PARK BOULEVARD
SUNRISE, FLORIDA

HARDSCAPE & FURNITURE PLAN

REGISTERED LANDSCAPE ARCHITECT SCOTT WADE REAVIES LA 6666976 STATE OF FLORIDA
Scott W. Reavies
Florida R.L.A. No. 6666976
July 18, 2024

DATE: 07/19/2024

PROJECT NO.: 99-0039-002-01

DRAWING NO.: HP-9

PAVING SCHEDULE

SYMBOL	KEY	ITEM	SUPPLIER	MATERIAL	SIZE	COLOR	FINISH	REMARK	DETAIL
	P1	VEHICULAR PAVING	–	ASPHALT	–	–	–	SEE CIVIL DWGS.	
	P2	STONE COBBLES VEHICULAR PAVING	TECTURA	PRESSED CONC.	4" X4" X4"	FRONTIER H-40	–	OR APPROVED EQUAL	
	P3	CONCRETE PAVING	–	–	–	STD. GRAY	BROOM	SEE CIVIL DWGS.	
	P4	STONE PAVERS	–	LIMESTONE	–	NATURAL	SAND BLAST	–	
	P5	STABILIZED CRUSHED SHELL PATHWAY	TROPICAL GARDEN SUPPLY	CRUSHED SEA SHELLS	–	TAN	–	ADA COMPLIANT PAVING WITH METAL EDGING	
	P6	SAFETY SURFACE	–	POURED-IN-PLACE RUBBER SURFACING	–	GREEN	–	–	
	P7	GRASSPAVE	GRASSPAVE2	–	–	–	–	–	
	P8	RIVER WASH ROCK	–	–	3"-5" DIA	GRAY	–	–	

WALLS SCHEDULE

KEY	ITEM	SUPPLIER	MATERIAL	SIZE	FINISH	COLOR	REMARKS	DETAIL
W1a	SEAT WALL	–	CMU WALL W/ FAUX WOOD SLAT TOP	SEE PLANS	STONE VENEER	LIMESTONE	–	
W1	SEAT WALL	–	CMU WALL W/ STONE CAP	SEE PLANS	STONE VENEER	LIMESTONE	–	
W2	FEATURE WALL	–	CORAL STONE	SEE PLANS	NATURAL/CLEFT	NATURAL	–	

FURNITURE SCHEDULE

KEY	ITEM	SUPPLIER	MATERIAL	SIZE	FINISH	COLOR	REMARKS	DETAIL
F3	CAFE TABLES AND CHAIRS	FORMS AND SURFACES 'AVINO'	ALUMINUM WITHOUT PERFORATIONS	ROUND 36" TABLES	POWDER COATED	ALABASTER TEXTURE	3 CHAIRS PER TABLE	
F3b	BAR TABLE AND CHAIRS	FORMS AND SURFACES 'AVINO'	ALUMINUM WITHOUT PERFORATIONS	30"X 90"X 42.3"	POWDER COATED	ALABASTER TEXTURE	6 BAR CHAIRS PER TABLE	
F4	BIKE RACKS	LANDSCAPE FORMS 'BOLA'	STAINLESS STEEL	1.42" X 27.42" X 32"	POLISHED	–	–	
F5	TRASH AND RECYCLING BIN	FORMS AND SURFACES 'DISPATCH'	STAINLESS STEEL	36 GALLON	POWDER COATED	ARGENTO TEXTURE	SIDE OPENINGS, RECYCLING MARKINGS PER OM	
F6	FENCE AND GATE	–	GLASS	6' HEIGHT	MATCH ARCHITECTURE	–	–	
F7	FITNESS EQUIPMENT	KOMPAN	STAINLESS STEEL	SEE PLANS	–	TBD	SEE SHEET HD-4	
F8	FOOTBRIDGE	STREETLIFE 'BOLD BRIDGE'	RECYCLED PLASTIC SLATS GALVANIZED STEEL	SEE PLANS	–	–	CUSTOMIZED PRE-FABRICATED BRIDGE -ADA COMPIANT	
F9a	BENCH	FORMS AND SURFACES 'FLIGHT'	ALUMINUM	6'	POWDER COATED	ALABASTER TEXTURE, FAUX WOOD SLATS	WITH BACKS	
F9b	BENCH	FORMS AND SURFACES 'FLIGHT'	ALUMINUM	6'	POWDER COATED	ALABASTER TEXTURE, FAUX WOOD SLATS	WITHOUT BACKS	
F10	BENCH	FORMS AND SURFACES 'FLIGHT'	ALUMINUM	8'	POWDER COATED	ALABASTER TEXTURE, FAUX WOOD SLATS	WITH BACKS	
F11	HANDRAIL	–	STAINLESS STEEL	–	MATCH ARCHITECURE	–	–	
F12	CABLE RAIL	–	STAINLESS STEEL	42" HEIGHT	–	–	PEDESTRIAN RAILING	
F13	BOLLARD	–	STAINLESS STEEL	42" HEIGHT	–	–	–	
F14	CABLE RAIL	–	STAINLESS STEEL	42" HEIGHT	–	–	VEHICULAR RAILING	
F15	MOVABLE PLANTER	LANDSCAPE FORMS 'SORELLA'	STAINLESS STEEL	15"X30"X18"	–	–	–	
F16	BENCH WALL	–	LIMESTONE	SEE PLANS	TUMBLED	NATURAL	–	







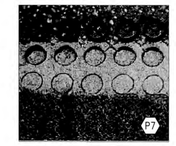











LEAD DESIGN
LANDSCAPE ARCHITECT:

SWA/Balsley

31 West 27th Street
New York, NY
10001-6914
United States
www.swabalsley.com
+1.212.684.9230 o

LEAVE BLANK - FOR CITY USE ONLY

No.	REVISIONS	DATE	BY

SCALE: NTS
DESIGNED BY: SWP
DRAWN BY: SWP
CHECKED BY: JDH

CRAVEN THOMPSON AND ASSOCIATES, INC.
ENGINEERS · PLANNERS · SURVEYORS
3563 N.W. 53RD STREET, FORT LAUDERDALE, FLORIDA 33309
FAX: (954) 739-6409 TEL.: (954) 739-6400
FLORIDA LICENSED ENGINEERING, SURVEYING & MAPPING BUSINESS No. 271
FLORIDA LICENSED LANDSCAPE ARCHITECTURE BUSINESS No. C000114

MATERIAL SHOWN HEREON IS THE PROPERTY OF CRAVEN THOMPSON & ASSOCIATES, INC. AND SHALL NOT BE REPRODUCED IN WHOLE OR IN PART WITHOUT WRITTEN PERMISSION OF CRAVEN THOMPSON & ASSOCIATES, INC. CRAVEN THOMPSON & ASSOCIATES, INC. COPYRIGHT © 2011

BAPTIST HEALTH SUNRISE HOSPITAL
12401 WEST OAKLAND PARK BOULEVARD
SUNRISE, FLORIDA

HARDSCAPE & FURNITURE SCHEDULES

SEAL:
REGISTERED LANDSCAPE ARCHITECT
SCOTT WADE PEAVLER
LA 6669976
STATE OF FLORIDA
Scott W. Peavler
Florida R.L.A. No. 6669976
July 19, 2024

DATE: 07/19/2024

DRAWING NO. HD-1

PROJECT NO. 99-0039-002-01

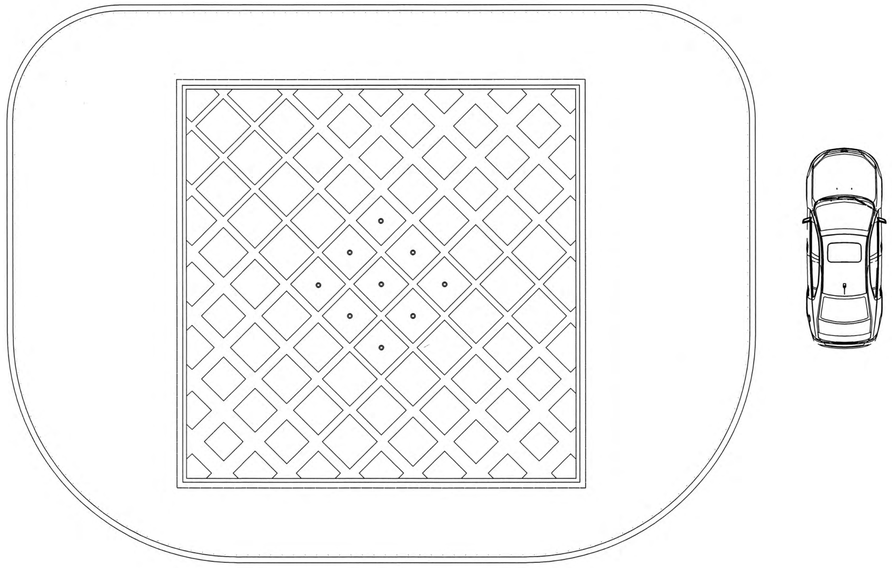

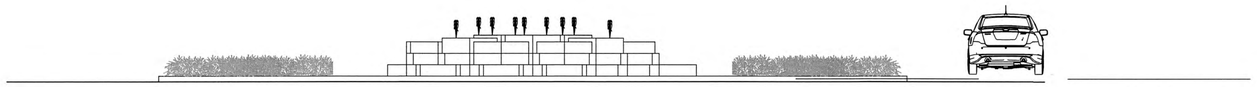

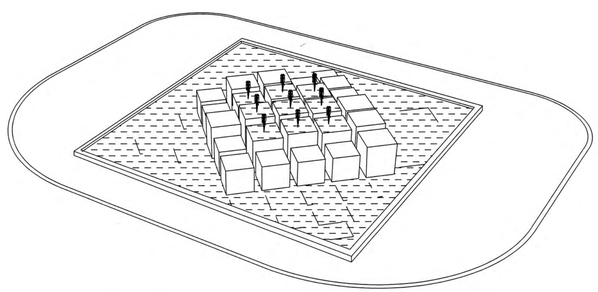

LEAD DESIGN
LANDSCAPE ARCHITECT:

swa/Balsley

31 West 27th Street
New York, NY
10001-6914
United States
www.swabalsley.com
+1.212.684.9230 o

LEAVE BLANK - FOR CITY USE ONLY

No.	REVISIONS	DATE	BY

SCALE: NTS

DESIGNED BY: SWP

DRAWN BY: SWP

CHECKED BY: JDH

CRAVEN THOMPSON AND ASSOCIATES, INC.
ENGINEERS · PLANNERS · SURVEYORS
3563 N.W. 53RD STREET, FORT LAUDERDALE, FLORIDA 33309
FAX: (954) 739-6409 TEL.: (954) 739-6400
FLORIDA LICENSED ENGINEERING, SURVEYING & MAPPING BUSINESS No. 271
FLORIDA LICENSED LANDSCAPE ARCHITECTURE BUSINESS No. C000114

MATERIAL SHOWN HEREON IS THE PROPERTY OF CRAVEN THOMPSON & ASSOCIATES, INC. AND SHALL NOT BE REPRODUCED IN WHOLE OR IN PART WITHOUT WRITTEN PERMISSION OF CRAVEN THOMPSON & ASSOCIATES, INC. CRAVEN · THOMPSON & ASSOCIATES, INC. COPYRIGHT © 2001

BAPTIST HEALTH SUNRISE HOSPITAL

12401 WEST OAKLAND PARK BOULEVARD
SUNRISE, FLORIDA

ARRIVAL WATER FEATURE

SEAL: REGISTERED LANDSCAPE ARCHITECT SCOTT WADE PEAVLER LA 6666976 STATE OF FLORIDA
Scott W. Peavler
Florida R.L.A. No. 6666976
July, 19 2024

PROJECT NO.: 99-0039-002-01

DATE: 07/19/2024

DRAWING NO. HD-2

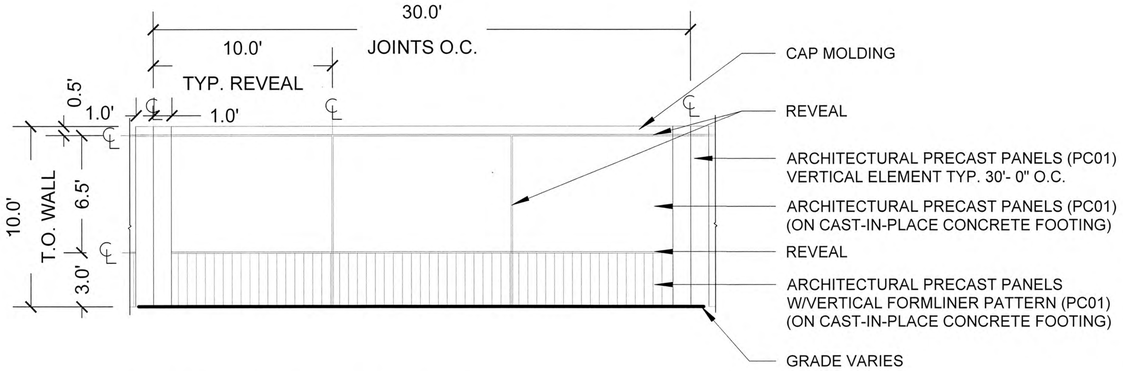

1 EAST RESIDENTIAL SCREEN WALL
ELEVATION NTS

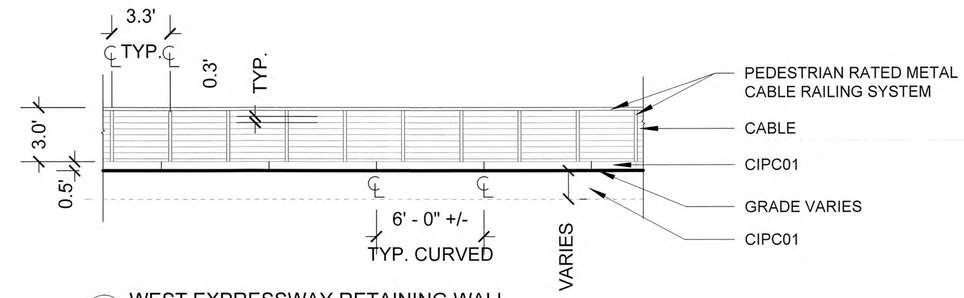

2 WEST EXPRESSWAY RETAINING WALL
ELEVATION NTS

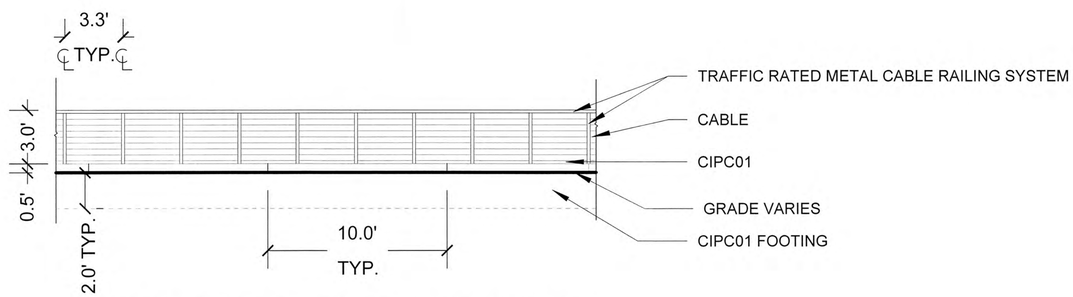

3 CONSERVATION EASEMENT RETAINING WALL/ RAIL
ELEVATION NTS

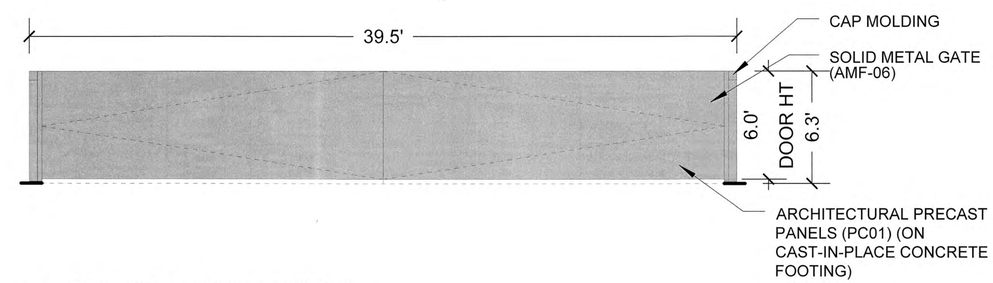

4 LOADING DOCK SCREEN WALL
WEST ELEVATION NTS

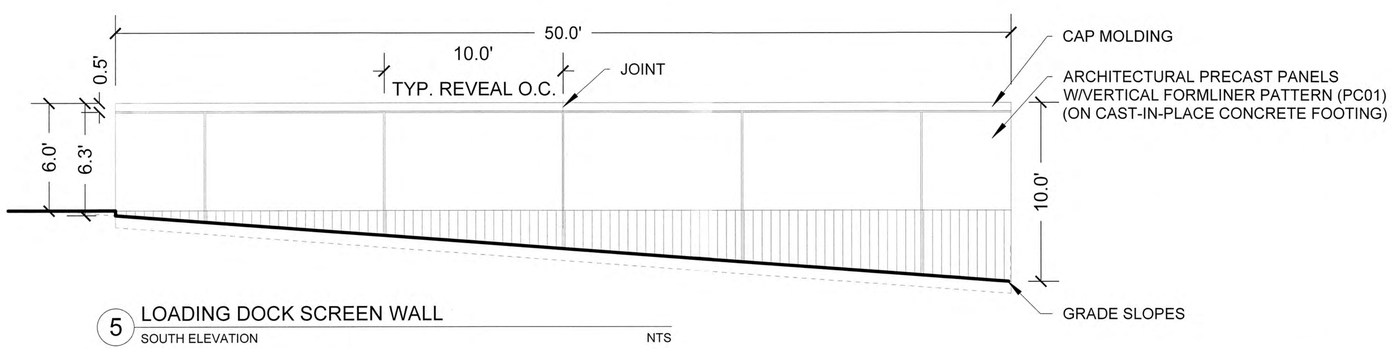

5 LOADING DOCK SCREEN WALL
SOUTH ELEVATION NTS

LEAD DESIGN
LANDSCAPE ARCHITECT:

swa/Balsley
31 West 27th Street
New York, NY
10001-6914
United States
www.swabalsley.com
+1.212.684.9230 o

LEAVE BLANK - FOR CITY USE ONLY

No.	REVISIONS	DATE	BY

SCALE: NTS
DESIGNED BY: SWP
DRAWN BY: SWP
CHECKED BY: JDH

CRAVEN THOMPSON AND ASSOCIATES, INC.
ENGINEERS · PLANNERS · SURVEYORS
3563 N.W. 53RD STREET, FORT LAUDERDALE, FLORIDA 33309
FAX: (954) 739-6409 TEL.: (954) 739-6400
FLORIDA LICENSED ENGINEERING, SURVEYING & MAPPING BUSINESS No. 271
FLORIDA LICENSED LANDSCAPE ARCHITECTURE BUSINESS No. C000114

MATERIAL SHOWN HEREON IS THE PROPERTY OF CRAVEN THOMPSON & ASSOCIATES, INC. AND SHALL NOT BE REPRODUCED IN WHOLE OR IN PART WITHOUT WRITTEN PERMISSION OF CRAVEN THOMPSON & ASSOCIATES, INC. CRAVEN THOMPSON & ASSOCIATES, INC. COPYRIGHT © 2011

BAPTIST HEALTH SUNRISE HOSPITAL
12401 WEST OAKLAND PARK BOULEVARD
SUNRISE, FLORIDA

SCREEN WALLS

SEAL: REGISTERED LANDSCAPE ARCHITECT SCOTT WADE PEAVLER LA 6666976 STATE OF FLORIDA
Scott W. Peavler
Florida R.L.A. No. 6666976
July, 19, 2024

DATE: 07/19/2024

DRAWING NO. HD-3

PROJECT NO. 99-0039-002-01

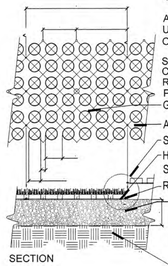

SPECIFICATIONS
UNIT SIZE - 20" X 20" X 1" OR 40

AVAILABLE IN 9 STANDARD ROLL SIZES
UNIT WEIGHT - 510 GRAMS (18 OZ.)
OR 2.0 KG (4.5 POUNDS)

STRENGTH - 1121 KG/CM (15,940 PSI)
COLOR - BLACK
RESIN - 100% RECYCLED HDPE

PLAN
GRASSPAVE SQUARES
ADJACENT GRASSPAVE2 UNITS
SEE ENLARGEMENT BELOW
HYDROGROW MIX BELOW RING
SUPPLIED BY MANUFACTURER
RINGS FILLED WITH CONC. SAND (CLEAN, SHARP SAND)
COMPACTED SANDY GRAVEL ROAD BASE
95% MODIFIED PROCTOR DENSITY
- 6 INCHES TO 12 INCHES
(DEPTH OF BASE COURSE TO BE
DETERMINED BY ON-SITE ENGINEER)
SEE FULL TECHNICAL SPECIFICATIONS FOR COMPOSITION
COMPACTED SUBGRADE

SECTION

TOP OF GRASS ROOT MASS 6 MM
(1/4") ABOVE TOP OF RING
RINGS FILLED WITH CONC. SAND (CLEAN,SHARP SAND)
GRASSPAVE2 ATTACH WITH SNAP-FIT FASTENERS
COMPACTED SANDY GRAVEL

ENLARGEMENT

BASE COURSE
-SEE FULL TECHNICAL SPECIFICATIONS FOR COMPOSITION

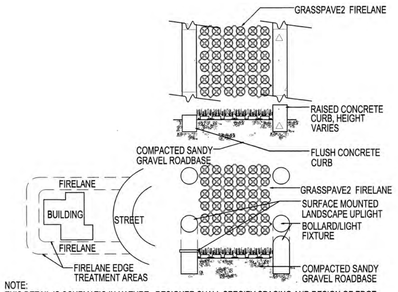

NOTE:
THIS DETAIL IS SCHEMATIC IN NATURE. DESIGNER SHALL SPECIFY SPACING AND DESIGN OF EDGE TREATMENTS. SPACING WILL VARY WITH TURF TYPE, SLOPE, FIRE DEPARTMRNT REQUIREMENTS, ETC..
PLEASE NOTE THIS IS NOT A CITY STANDARD DETAIL.
MAXIMUM LOAD PER MANUFACTURER IS 2.29 MILLION PSF

1 GRASSPAVE DETAIL- P7

PLAN NTS

NOTE: GRASS/PLANT TYPES SHALL BE SPECIFIED BY A LANDSCAPE ARCHITECT OR LANDSCAPE DESIGNER. THIS IS NOT A CITY STANDARD DETAIL.

6' SINGLE SWING GATE

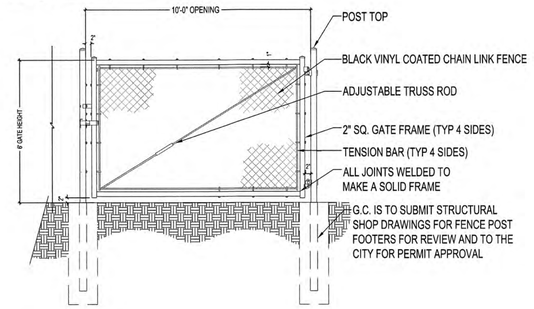

NOTE:
1. PLEASE FIELD VERIFY DIMENSIONS
2. TRUSS BARS ARE REQUIRED FOR THE FIRST SPAN ON EACH SIDE OF A CORNER POST.
3. MIDDLE BRACE BAR REQUIRED AS NECESSARY DEPENDING ON HEIGHT OF FENCE AND MANUFACTURER'S SPECIFICATIONS.
3. CONTRACTOR TO SUBMIT SHOP DRAWINGS.
4. FOOTING WIDTH TO BE (4)X POST WIDTH, MINIMUM DEPTH 36".
5. FENCE FOOTINGS TO BE SPECIALTY ENGINEERED. CONTRACTOR TO SUBMIT SIGNED SEALED STRUCTURAL DRAWINGS FOR REVIEW.
6. POSTS, FRAMING, AND HARDWARE TO BE BLACK POWDER COATED.
7. FENCE FABRIC TO BE BLACK VINYL COATED GALVANIZED CHAIN LINK

3 CHAIN-LINK GATE

PLAN NTS

Invisible Structures, Inc.

16265 E. 33RD DR., SUITE 20
AURORA, COLORADO 80011
800-233-1510 OR 303-233-8383
FAX: 800-233-1522 OR
303-233-8292
www.invisiblestructures.com

Invisible Structures, Inc.

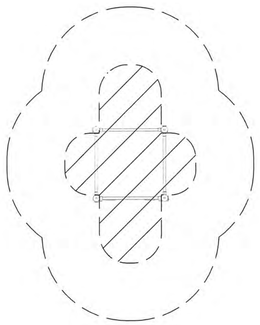

MANUFACTURER: KOMPAN
ITEM NO: FSW22300-0902
PRODUCT NAME: STRETCH STATION (FSW223)
COLOR: TBD
ANCHORING OPTION: IN-GROUND

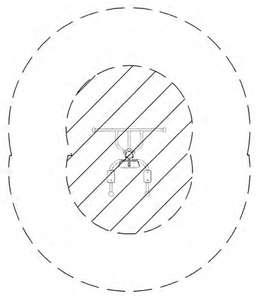

MANUFACTURER: KOMPAN
ITEM NO: FSW23800-0902
PRODUCT NAME: LEG LIFT & PULL UP (FSW238)
COLOR: TBD
ANCHORING OPTION: IN-GROUND

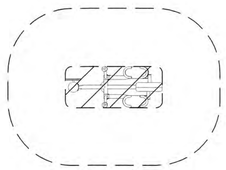

MANUFACTURER: KOMPAN
ITEM NO: KPX125-3617
PRODUCT NAME: CROSS TRAINER (KPX125)
COLOR: TBD
ANCHORING OPTION: IN-GROUND

2 FITNESS EQUIPMENT- F7

PLAN NTS

LEAD DESIGN
LANDSCAPE ARCHITECT:

swa/Balsley

31 West 27th Street
New York, NY
10001–6914
United States
www.swabalsley.com
+1.212.684.9230 o

LEAVE BLANK - FOR CITY USE ONLY

No.	REVISIONS	DATE	BY

SCALE: NTS
DESIGNED BY: SWP
DRAWN BY: SWP
CHECKED BY: JDH

CRAVEN THOMPSON AND ASSOCIATES, INC.
ENGINEERS · PLANNERS · SURVEYORS
3563 N.W. 53RD STREET, FORT LAUDERDALE, FLORIDA 33309
FAX: (954) 739-6409 TEL.: (954) 739-6400
FLORIDA LICENSED ENGINEERING, SURVEYING & MAPPING BUSINESS No. 271
FLORIDA LICENSED LANDSCAPE ARCHITECTURE BUSINESS No. C000114

MATERIAL SHOWN HEREON IS THE PROPERTY OF CRAVEN THOMPSON & ASSOCIATES, INC. AND SHALL NOT BE REPRODUCED IN WHOLE OR IN PART WITHOUT WRITTEN PERMISSION OF CRAVEN THOMPSON & ASSOCIATES, INC. CRAVEN THOMPSON & ASSOCIATES, INC. COPYRIGHT © 2011

BAPTIST HEALTH SUNRISE HOSPITAL
12401 WEST OAKLAND PARK BOULEVARD
SUNRISE, FLORIDA

SITE PLAN DETAILS

REGISTERED LANDSCAPE ARCHITECT SCOTT WADE PEAVLER LA 6666976 FLORIDA
Scott W. Peavler
Florida R.L.A. No. 6666976
July 18, 2024

DATE: 07/19/2024
DRAWING NO. HD-4
PROJECT NO. 99-0039-002-01

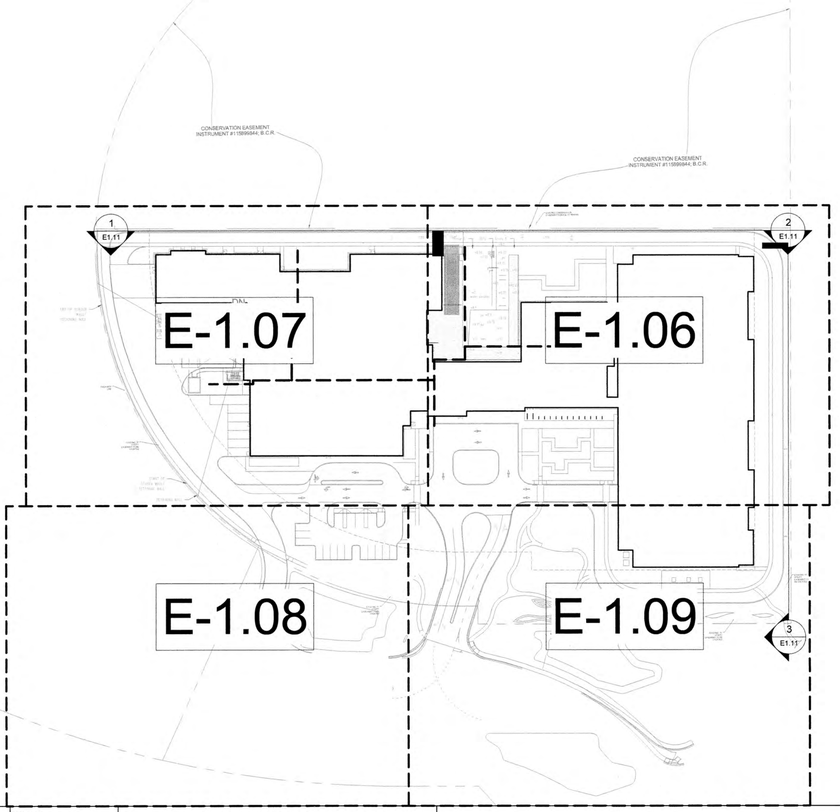

0 50' 100' 200'

SCALE:1"=100'-0"

LEAVE BLANK - FOR CITY USE ONLY

No.	REVISIONS	DATE	BY

SCALE: 1" = 100'-0"

DESIGNED BY: SWP

DRAWN BY: SWP

CHECKED BY: JDH

ARUP

Arup US Inc
60 State Street
Boston MA 02109 USA
617.864.2987
www.arup.com

BAPTIST HEALTH SUNRISE HOSPITAL
12401 WEST OAKLAND PARK BOULEVARD
SUNRISE, FLORIDA

SITE LIGHTING AND
PHOTOMETRIC CALCULATIONS
OVERALL PLAN

SEAL: THOMAS PALMER LICENSE No. 82574 STATE OF FLORIDA PROFESSIONAL ENGINEER 7/18/2024

DATE: 07/19/2024

DRAWING NO. E1.00

PROJECT NO. 99-0039-002-01

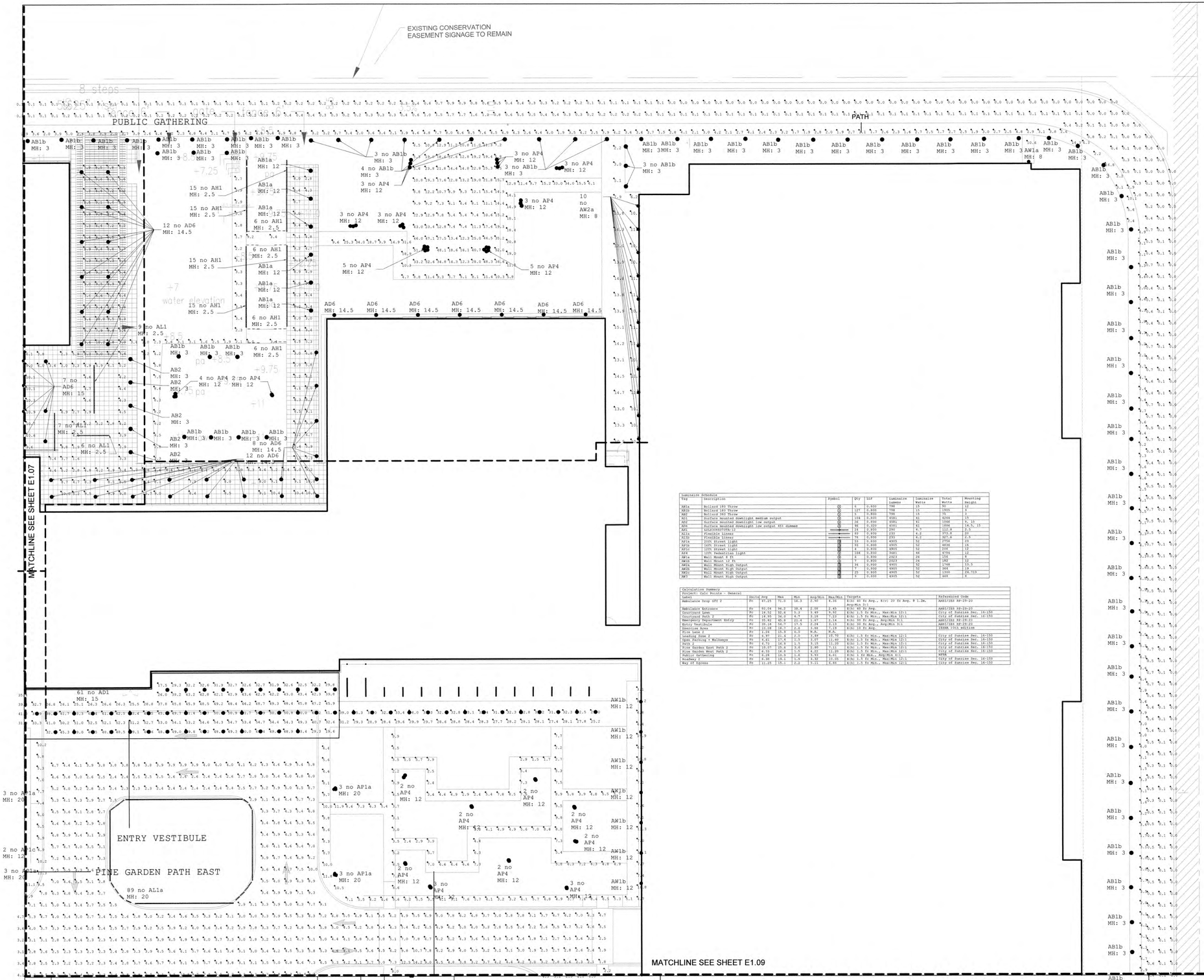

Luminaire Schedule								
Tag	Description	Symbol	Qty	LLF	Lumination Lumens	Luminaire Watts	Total Watts	Mounting Height
AB1a	Bollard IES Throw		6	0.800	798	15	90	12
AB1b	Bollard IES Throw		127	0.800	798	15	1905	3
AB2	Bollard IES Throw		5	0.800	798	15	75	3
AD1	Surface mounted downlight medium output		158	0.800	4581	41	6264	15
AD2	Surface mounted downlight low output		26	0.800	4581	41	1066	14.5, 15
AD3	Surface mounted downlight low output 45% dimmed		26	0.800	4581	41	1066	14.5, 15
AH1	LUXLINEPOTTA-1		16	0.800	279	4.7	111.6	2.3
AL1a	Flexible linear		49	0.800	233	4.2	373.8	20
AL1b	Flexible linear		76	0.800	233	4.2	927.6	2.5
AP1a	20ft Street light		33	0.800	4905	52	2754	25
AP1b	16ft Street light		93	0.800	4905	52	4836	16
AP1c	12ft Street light		8	0.800	4905	52	416	12
AP2	Wall Mount 8 ft light		184	0.800	2023	26	4784	8
AW1a	Wall Mount 8 ft		8	0.800	2023	26	156	8
AW1b	Wall Mount 12 ft		7	0.800	2023	26	182	12
AW2a	Wall Mount High Output		34	0.800	4905	52	1768	13.5
AW2b	Wall Mount High Output		7	0.800	4905	52	364	19
AW2c	Wall Mount High Output		25	0.800	4905	52	1300	24.75
AW3	Wall Mount High Output		9	0.800	4905	52	468	8

Calculation Summary								
Project: Calc Points - General								
Label	Units	Avg	Max	Min	Avg/Min	Max/Min	Targets	Referenced Code
Ambulance Drop Off 2	Fc	47.25	71.0	18.3	2.90	4.36	E(h) 40 fc Avg., E(v) 20 fc Avg, @ 1.2m, Avg/Min 3:1	ANSI/IES RP-29-20
Ambulance Entrance	Fc	90.04	94.2	38.4	2.09	2.45	E(h) 40 fc Avg.	ANSI/IES RP-29-20
Courtyard Path 1	Fc	14.36	34.0	6.7	2.14	5.07	E(h) 1.5 fc Min., Avg/Min 4:1, Max/Min 12:1	City of Sunrise Sec. 16-150
Courtyard Path 2	Fc	14.36	34.0	6.7	2.14	5.07	E(h) 1.5 fc Min., Max/Min 12:1	City of Sunrise Sec. 16-150
Emergency Department Entry	Fc	35.82	45.8	21.4	1.67	2.14	E(h) 30 fc Avg., Avg/Min 5:1	ANSI/IES RP-29-20
Entry Vestibule	Fc	39.16	54.7	17.5	2.24	3.13	E(h) 30 fc Avg., Avg/Min 2:1	ANSI/IES RP-29-20
Exercise Area	Fc	10.08	18.3	2.6	3.88	7.19	E(h) 10 fc Avg.	IESNA 10th edition
Fire Lane 1	Fc	1.06	15.9	0.0	N.A.	N.A.		
Loading Zone 2	Fc	4.97	21.4	2.0	2.49	10.70	E(h) 1.5 fc Min., Max/Min 12:1	City of Sunrise Sec. 16-150
Loading Zone Parking + Walkways	Fc	4.97	21.4	2.0	2.49	10.70	E(h) 1.5 fc Min., Max/Min 12:1	City of Sunrise Sec. 16-150
Path 2	Fc	4.73	16.8	1.5	3.15	11.20	E(h) 1.5 fc Min., Max/Min 12:1	City of Sunrise Sec. 16-150
Pine Garden East Path 2	Fc	10.07	15.6	2.6	3.90	7.11	E(h) 1.5 fc Min., Max/Min 12:1	City of Sunrise Sec. 16-150
Pine Garden West Path 2	Fc	6.33	16.8	1.5	4.22	11.20	E(h) 1.5 fc Min., Max/Min 12:1	City of Sunrise Sec. 16-150
Public Gathering	Fc	8.28	18.3	1.6	5.93	6.41	E(h) 1 fc Min., Avg/Min 4:1	NFPA
Roadway 1	Fc	4.90	19.1	1.9	2.52	10.05	E(h) 1.5 fc Min., Max/Min 12:1	City Of Sunrise Sec. 16-150
Way Of Egress	Fc	11.25	15.1	2.2	5.11	6.86	E(h) 1.5 fc Min., Max/Min 12:1	City of Sunrise Sec. 16-150

NOTES:

1. MH = MOUNTING HEIGHT

KEY MAP

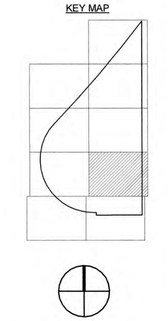

0 10' 20' 40'

SCALE: 1"=20'-0"

LEAVE BLANK - FOR CITY USE ONLY

No.	REVISIONS	DATE	BY

SCALE: 1" = 20'-0"
DESIGNED BY: SWP
DRAWN BY: SWP
CHECKED BY: JDH

ARUP
Arup US Inc
60 State Street
Boston MA 02109 USA
617.864.2987
www.arup.com

BAPTIST HEALTH SUNRISE HOSPITAL
12401 WEST OAKLAND PARK BOULEVARD
SUNRISE, FLORIDA

SITE LIGHTING AND PHOTOMETRIC CALCULATIONS 6

SEAL: THOMAS PACKER LICENSE No. 82574 STATE OF FLORIDA PROFESSIONAL ENGINEER
7/18/2024

DATE: 07/19/2024

DRAWING NO. E1.06

PROJECT NO. 99-0039-002-01

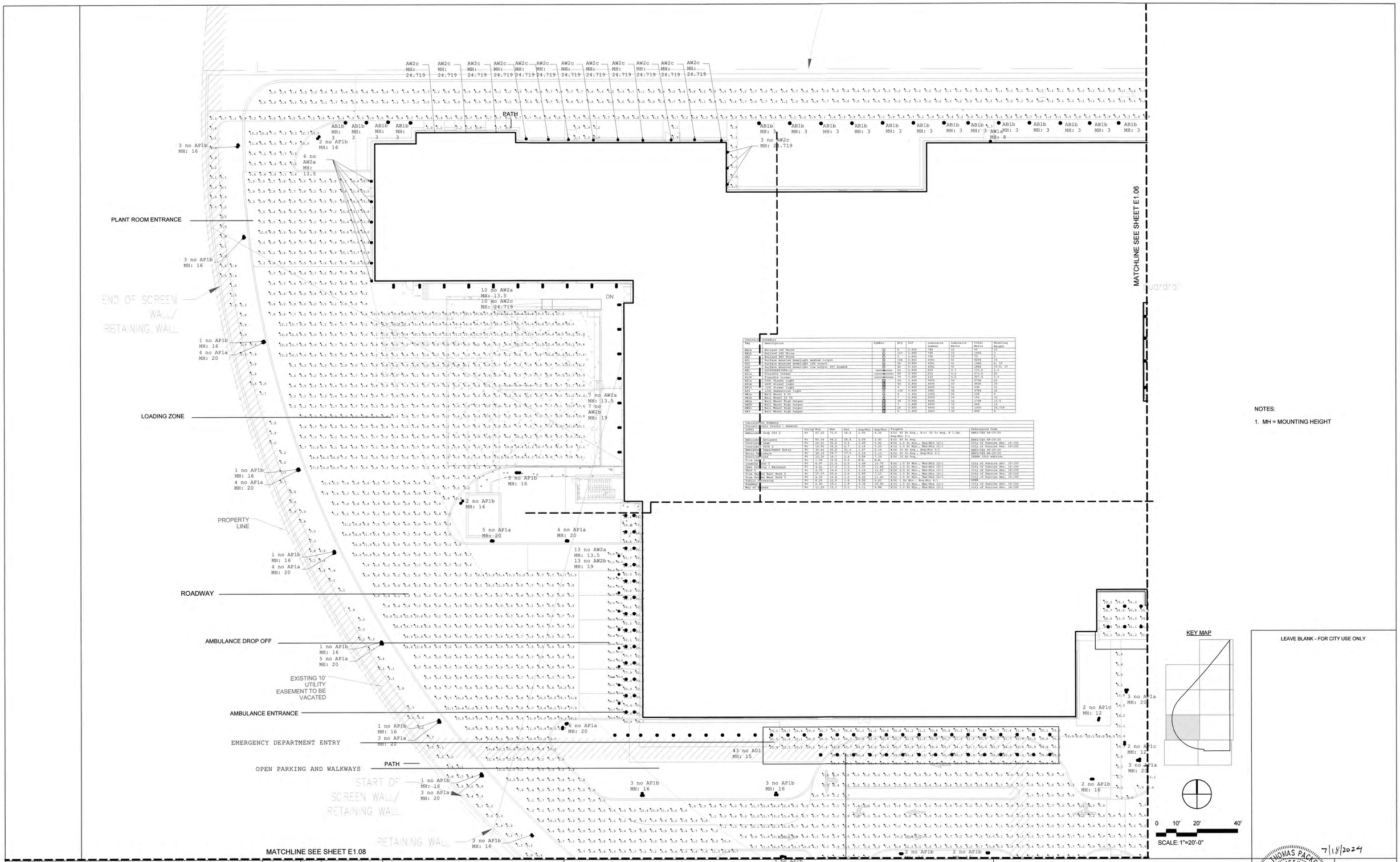

NOTES:

1. MH = MOUNTING HEIGHT

LEAVE BLANK - FOR CITY USE ONLY

No.	REVISIONS	DATE	BY

SCALE: 1" = 20'-0"
DESIGNED BY: SWP
DRAWN BY: SWP
CHECKED BY: JDH

ARUP
Arup US Inc
60 State Street
Boston MA 02109 USA
617.864.2987
www.arup.com

BAPTIST HEALTH SUNRISE HOSPITAL
12401 WEST OAKLAND PARK BOULEVARD
SUNRISE, FLORIDA

SITE LIGHTING AND PHOTOMETRIC CALCULATIONS 7

SEAL: THOMAS PACKER LICENSE No. 92574 STATE OF FLORIDA PROFESSIONAL ENGINEER
7/18/2024

DATE: 07/19/2024
DRAWING NO. E1.07
PROJECT NO. 99-0039-002-01

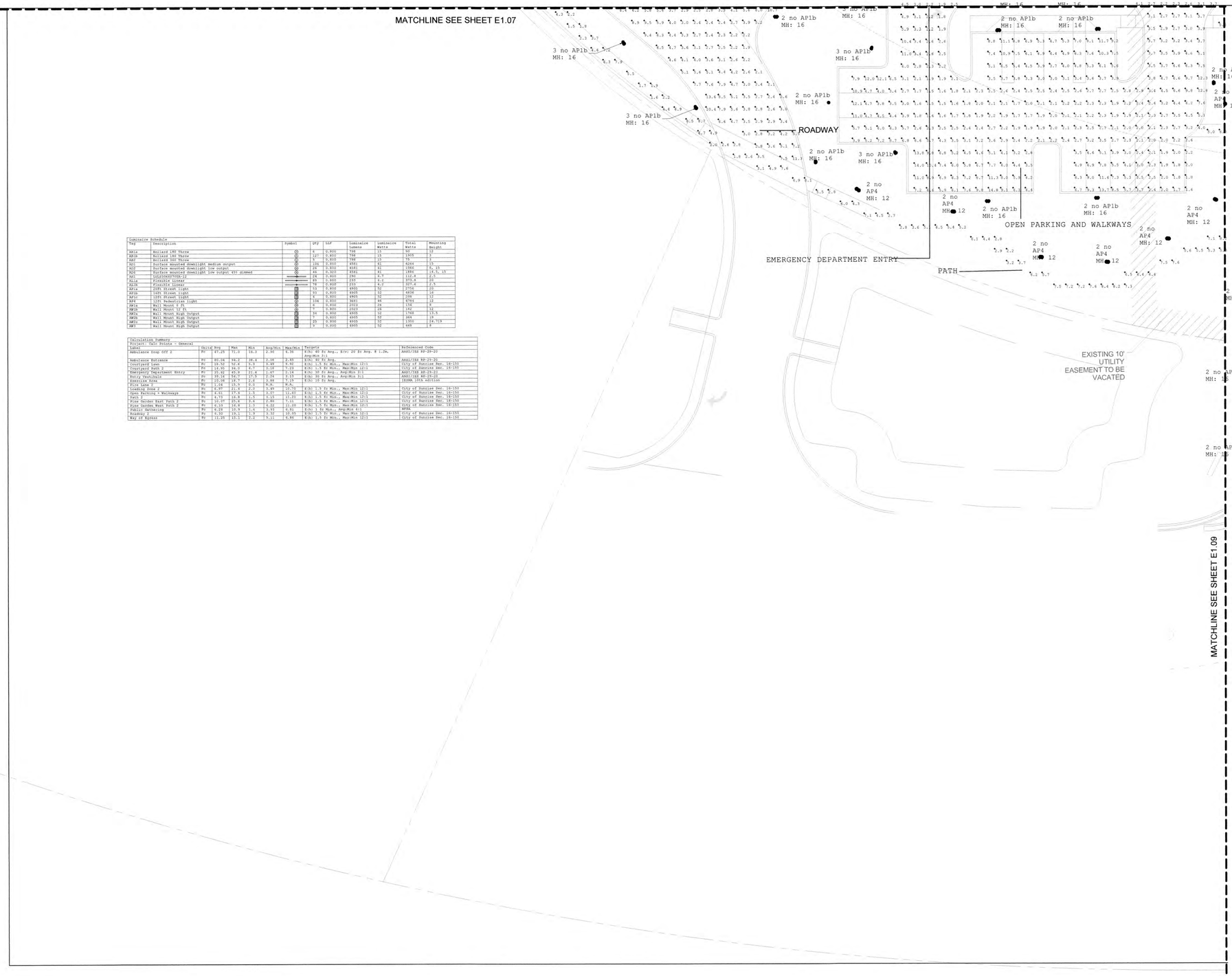

Luminaire Schedule								
Tag	Description	Symbol	QTY	LLF	Luminaire Lumens	Luminaire Watts	Total Watts	Mounting Height
AB1b	Bollard 180 Throw		6	0.800	798	15	90	12
AB1b	Bollard 180 Throw		127	0.800	798	15	1905	3
AB2	Bollard 360 Throw		5	0.800	798	15	75	3
AD1	Surface mounted downlight medium output		104	0.800	4541	41	4264	9
AD2	Surface mounted downlight low output		26	0.800	1362	41	1066	9.15
AD3	Surface mounted downlight low output ATT dimmed		26	0.800	4541	41	1066	14.5, 15
AE1	LEDSGN6EP5N8-12		24	0.800	290	4.9	116.8	2.5
AL1a	Flexible Linear		89	0.800	233	4.2	373.8	20
AL1b	Flexible Linear		78	0.800	233	4.2	327.6	2.5
AP1a	25ft Street light		53	0.800	4905	52	2756	20
AP1b	16ft Street light		93	0.800	4905	52	4836	12
AP1c	12ft Street light		9	0.800	4905	52	468	12
AP2	16ft Pedestrian light		104	0.800	3681	46	4784	12
AW1a	Wall Mount 8 ft		6	0.800	2023	26	156	8
AW1b	Wall Mount 12 ft		7	0.800	2023	26	182	12
AW2a	Wall Mount High Output		34	0.800	4905	52	1768	13.5
AW2b	Wall Mount High Output		7	0.800	4905	52	364	19
AW3c	Wall Mount High Output		25	0.800	4905	52	1300	24.719
AW3	Wall Mount High Output		9	0.800	4905	52	468	8

Calculation Summary								
Project: Calc Points - General								
Label	Units	Avg	Max	Min	Avg/Min	Max/Min	Target	Referenced Code
Ambulance Drop Off 2	Fc	47.25	71.0	16.3	2.90	4.36	Elh: 40 fc Avg., Elv: 20 fc Avg. @ 1.2m, Avg/Min 3:1	ANSI/IES RP-20-20
Ambulance Entrance	Fc	85.04	94.7	38.8	2.18	2.43	Elh: 50 fc Avg.,	ANSI/IES RP-20-20
Courtyard Lawn	Fc	15.52	52.4	3.3	4.69	15.87	Elh: 1.5 fc Min., Max/Min 12:1	City of Sunrise Dec. 16-150
Courtyard Path 2	Fc	14.95	34.0	4.7	3.18	7.23	Elh: 1.5 fc Min., Max/Min 12:1	City of Sunrise Dec. 16-150
Emergency Department Entry	Fc	35.92	65.8	21.4	1.67	3.08	Elh: 30 fc Avg., Avg/Min 3:1	ANSI/IES RP-20-20
Entry Vestibule	Fc	35.16	54.7	17.5	2.24	3.13	Elh: 30 fc Avg., Avg/Min 3:1	ANSI/IES RP-20-20
Exercise Area	Fc	10.08	18.7	2.6	3.88	7.19	Elh: 10 fc Avg.	IEGM 10th edition
Fire Lane 3	Fc	1.04	15.5	0.0	N.A.	N.A.		
Loading Dock 2	Fc	4.97	22.4	2.0	2.49	11.20	Elh: 1.5 fc Min., Max/Min 12:1	City of Sunrise Dec. 16-150
Open Parking + Walkways	Fc	4.21	16.8	1.5	2.81	11.20	Elh: 1.5 fc Min., Max/Min 12:1	City of Sunrise Dec. 16-150
Path	Fc	4.73	16.8	1.5	3.15	11.20	Elh: 1.5 fc Min., Max/Min 12:1	City of Sunrise Dec. 16-150
Pine Garden East Path 2	Fc	10.07	25.6	2.4	2.96	7.51	Elh: 1.5 fc Min., Max/Min 12:1	City of Sunrise Dec. 16-150
Pine Garden West Path 2	Fc	6.13	16.8	1.3	4.72	11.20	Elh: 1.5 fc Min., Max/Min 12:1	City of Sunrise Dec. 16-150
Public Gathering	Fc	6.28	10.9	1.0	6.55	6.81	Elh: 1 fc Min., Avg/Min 4:1	NFPA
Roadway 2	Fc	6.30	19.1	1.9	3.32	10.05	Elh: 1.5 fc Min., Max/Min 12:1	City of Sunrise Dec. 16-150
Way of Egress	Fc	11.95	57.1	2.0	5.11	6.86	Elh: 1.5 fc Min., Max/Min 12:1	City of Sunrise Dec. 16-150

NOTES:

1. MH = MOUNTING HEIGHT

KEY MAP

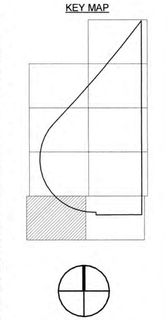

0 10' 20' 40'

SCALE: 1"=20'-0"

LEAVE BLANK - FOR CITY USE ONLY

No.	REVISIONS	DATE	BY

SCALE: 1" = 20'-0"
DESIGNED BY: SWP
DRAWN BY: SWP
CHECKED BY: JDH

ARUP

Arup US Inc
60 State Street
Boston MA 02109 USA
617.864.2987
www.arup.com

BAPTIST HEALTH SUNRISE HOSPITAL
12401 WEST OAKLAND PARK BOULEVARD
SUNRISE, FLORIDA

SITE LIGHTING AND PHOTOMETRIC CALCULATIONS 8

SEAL: THOMAS PACKER LICENSE No. 92574 STATE OF FLORIDA PROFESSIONAL ENGINEER
7/18/2024

DATE: 07/19/2024

DRAWING NO. E1.08

PROJECT NO. 99-0039-002-01

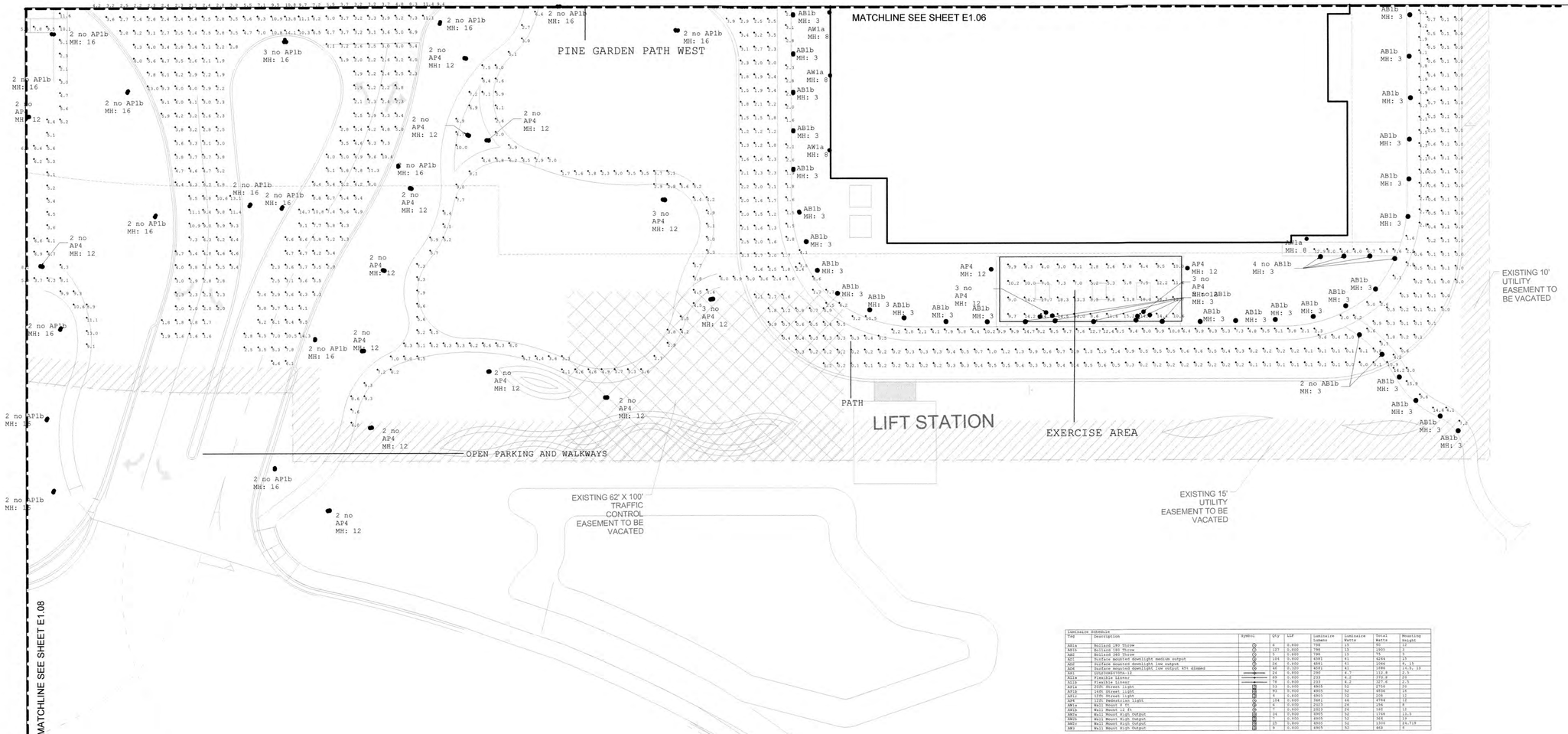

NOTES:

1. MH = MOUNTING HEIGHT

Luminaire Schedule									
Tag	Description	Symbol	Qty	LLF	Lumenaire Lumens	Luminaire Watts	Total Watts	Mounting Height
AB1a	Bollard 180 Throw		8	0.800	798	15	96	3
AB1b	Bollard 180 Throw		127	0.800	798	15	1905	3
AB2	Bollard 360 Throw		5	0.800	798	15	56	3
AD1	Surface mounted downlight medium output		104	0.800	4385	41	4264	13
AD2	Surface mounted downlight low output		36	0.800	4581	41	1346	8, 13
AD4	Surface mounted downlight low output 45% dimmed		40	0.320	4581	41	1886	14.5, 13
AG1	LDG/SGE2700L-IZ		24	0.800	200	4.1	132.8	2.5
AG1e	Flexible Linear		99	0.800	213	4.1	325.8	2.5
AG1f	Flexible Linear		8	0.800	213	4.1	26.4	2.5
AP1a	20ft Street light		53	0.800	4905	52	3724	20
AP1b	14ft Street light		93	0.800	4905	52	4836	14
AP1c	12ft Street light		4	0.800	4905	52	208	12
AP4	12ft Pedestrian light		104	0.800	748;	46	4784	12
AW1e	Wall Mount U Ct		4	0.800	2203	24	96	8
AW1h	Wall Mount ut Ct		6	0.800	2203	24	144	8
AW2a	Wall Mount Low Output		24	0.800	4905	52	1728	12.5
AW2b	Wall Mount High Output		7	0.800	4905	52	364	13'
AW2c	Wall Mount High Output		25	0.800	4905	52	1300	24.719
AW3	Wall Mount High Output		9	0.800	4905	52	468	8

Calculation Summary								
Project: Calc Zones - General								
Label	Units	Avg	Max	Min	Avg/Min	Max/Min	Targets	Referenced Code
Ambulance Drop Off 2	Fc	47.15	71.0	16.3	2.90	4.36	E(h) 40 fc Avg., E(v) 20 fc Avg. @ 1.2m, Avg/Min 2:1	ANSI/IES RP-29-20
Ambulance Entrance	Fc	90.04	94.2	38.4	2.08	2.45	E(h) 40 fc Avg.	ANSI/IES RP-29-20
Courtyard Lawn	Fc	16.52	52.6	5.3	3.49	9.92	E(h): 1.5 fc Min., Max/Min 12:1	City of Sunrise Sec. 16-150
Courtyard Path 2	Fc	16.95	34.0	4.7	3.18	7.23	E(h): 1.5 fc Min., Max/Min 12:1	City of Sunrise Sec. 16-150
Emergency Impairment Entry	Fc	35.32	45.4	21.1	1.67	2.14	E(h): 20 fc Avg., Avg/Min 3:1	ANSI/IES RP-29-20
Entry Vestibule	Fc	30.18	38.7	12.5	2.41	3.09	E(h): 20 fc Avg., Avg/Min 3:1	ANSI/IES RP-29-20
Fire Lane 1	Fc	1.04	1.4	0.6	1.74	2.33	E(h) 10 fc Avg.	IECMC 15th edition
Fire Lane 2	Fc	1.04	15.9	0.0	N.A.	N.A.		
Loading Zone 2	Fc	6.97	21.4	2.0	3.49	10.70	E(h): 1.5 fc Min., Max/Min 12:1	City of Sunrise Sec. 16-150
Open Parking + Walkways	Fc	4.41	17.4	1.5	2.27	11.60	E(h): 1.5 fc Min., Max/Min 12:1	City of Sunrise Sec. 16-150
Path 3	Fc	4.73	16.9	1.5	3.15	11.20	E(h): 1.5 fc Min., Max/Min 12:1	City of Sunrise Sec. 16-150
Pine Garden East Path 2	Fc	12.05	25.4	4.4	2.80	5.78	E(h): 1.5 fc Min., Max/Min 12:1	City of Sunrise Sec. 16-150
Pine Garden West Path 2	Fc	8.22	16.9	1.5	5.48	11.3	E(h): 1.5 fc Min., Max/Min 12:1	City of Sunrise Sec. 16-150
Site Screening	Fc	0.28	10.5	0.0	N.A.	N.A.	E(h): 1.0 Min., Avg/Min 4:1	RFPD
Boundary 2	Fc	0.30	15.1	0.0	N.A.	N.A.	E(h): 1.5 fc Min., Max/Min 12:1	City of Sunrise Sec. 16-150
Way of Egress	Fc	11.25	15.1	2.2	5.11	6.86	E(h): 1.5 fc Min., Max/Min 12:1	City of Sunrise Sec. 16-150

KEY MAP

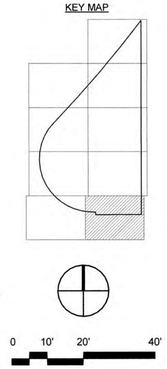

0 10' 20' 40'

SCALE: 1"=20'-0"

LEAVE BLANK - FOR CITY USE ONLY

No.	REVISIONS	DATE	BY

SCALE: 1" = 20'-0"

DESIGNED BY: SWP

DRAWN BY: SWP

CHECKED BY: JDH

ARUP

Arup US Inc
60 State Street
Boston MA 02109 USA
617.864.2987
www.arup.com

BAPTIST HEALTH SUNRISE HOSPITAL
12401 WEST OAKLAND PARK BOULEVARD
SUNRISE, FLORIDA

SITE LIGHTING AND PHOTOMETRIC CALCULATIONS 9

THOMAS PACKER LICENSE No. 82574 STATE OF FLORIDA PROFESSIONAL ENGINEER

7/18/2024

DATE: 07/19/2024

DRAWING NO. E1.09

PROJECT NO. 99-0039-002-01

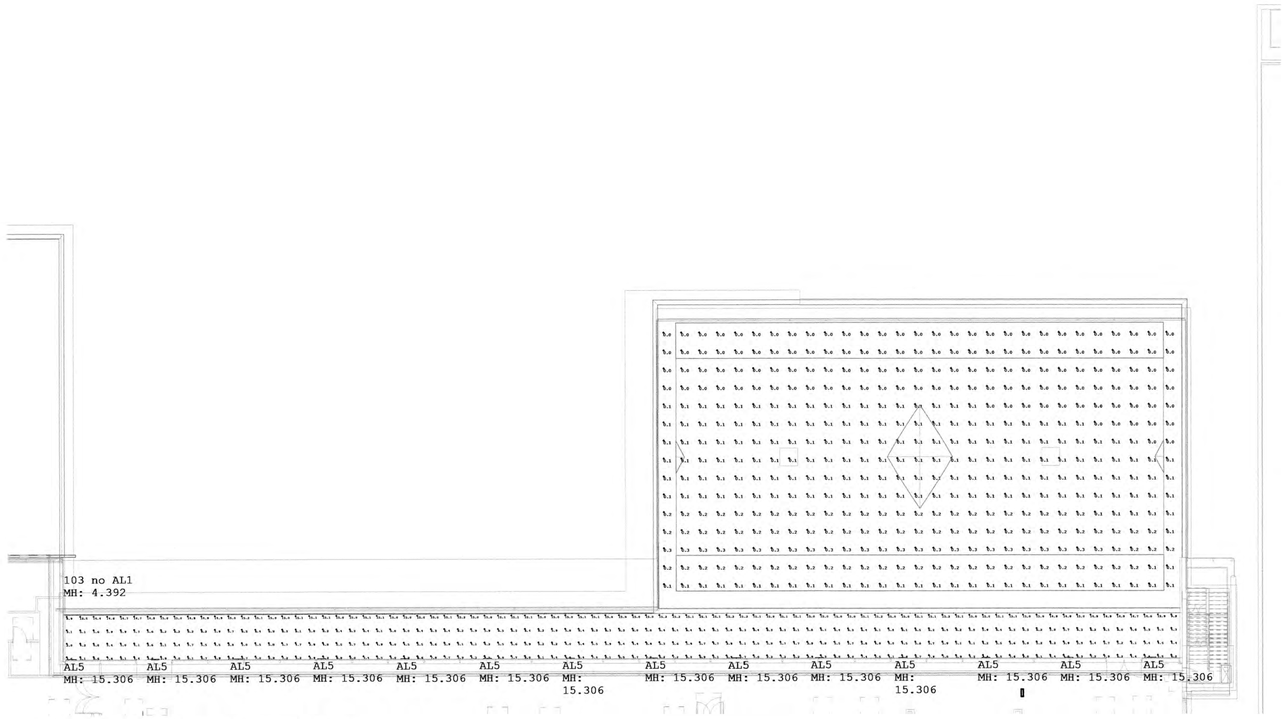

1 LEVEL 3 TERRACE LIGHTING PLAN
1/16" = 1'-0"

NOTES:

1. MH = MOUNTING HEIGHT

Luminaire Schedule								
Tag	Description	Symbol	Qty	LLF	Luminaire Lumens	Luminaire Watts	Total Watts	Mounting Height
AL1	Flexible Linear		103	0.800	233	4.2	432.6	4.392
AL5	Handrail Integrated Lighting		14	0.800	1945	19	266	15.306

Calculation Summary								
Label	Units	Avg	Max	Min	Avg/Min	Max/Min	Targets	Referenced Code
Unoccupiable Roof Terrace	Fc	0.10	0.3	0.0	N.A.	N.A.		
Walkway	Fc	7.75	15.2	2.0	3.88	7.60	E(h) 1.5 fc Min., Max:Min 12:1	City of Sunrise Sec. 16-150

LEAVE BLANK - FOR CITY USE ONLY

THOMAS PACKER LICENSE No. 82574 STATE OF FLORIDA PROFESSIONAL ENGINEER
7/18/2024

No.	REVISIONS	DATE	BY

SCALE: AS NOTED
DESIGNED BY: SWP
DRAWN BY: SWP
CHECKED BY: JDH

ARUP
Arup US Inc
60 State Street
Boston MA 02109 USA
617.864.2987
www.arup.com

BAPTIST HEALTH SUNRISE HOSPITAL
12401 WEST OAKLAND PARK BOULEVARD
SUNRISE, FLORIDA

SITE LIGHTING AND PHOTOMETRIC CALCULATIONS ADDITIONAL PART PLANS

DATE: 07/19/2024
DRAWING NO. E1.10
PROJECT NO. 99-0039-002-01

1 NORTHERN BOUNDARY LIGHT TRESPASS PARTIAL CALCULATIONS - 1
NTS

2 NORTHERN BOUNDARY LIGHT TRESPASS PARTIAL CALCULATIONS - 2
NTS

3 EASTERN BOUNDARY LIGHT TRESPASS PARTIAL CALCULATIONS
NTS

NOTES:

1. MH = MOUNTING HEIGHT

Luminaire Schedule

Tag	Description	Symbol	Qty	LLF	Luminaire Lumens	Luminaire Watts	Total Watts	Mounting Height
AB1a	Bollard 180 Throw		6	0.800	798	15	90	12
AB1b	Bollard 180 Throw		127	0.800	798	15	1905	3
AB2	Bollard 360 Throw		5	0.800	798	15	75	3
AD1	Surface mounted downlight medium output		104	0.800	4581	41	4264	15
AD2	Surface mounted downlight low output		26	0.800	4581	41	1066	8, 15
AD6	Surface mounted downlight low output 45% dimmed		46	0.320	4581	41	1886	14.5, 15
AH1	LULS30K6070TA-12		24	0.800	290	4.7	112.8	2.5
AL1a	Flexible Linear		89	0.800	233	4.2	373.8	20
AL1b	Flexible Linear		78	0.800	233	4.2	327.6	2.5
AP1a	20ft Street light		53	0.800	4905	52	2756	20
AP1b	16ft Street light		93	0.800	4905	52	4836	16
AP1c	12ft Street light		4	0.800	4905	52	208	12
AP4	12ft Pedestrian light		104	0.800	3681	46	4784	12
AW1a	Wall Mount 8 ft		6	0.800	2023	26	156	8
AW1b	Wall Mount 12 ft		7	0.800	2023	26	182	12
AW2a	Wall Mount High Output		34	0.800	4905	52	1768	13.5
AW2b	Wall Mount High Output		7	0.800	4905	52	364	19
AW2c	Wall Mount High Output		25	0.800	4905	52	1300	24.719
AW3	Wall Mount High Output		9	0.800	4905	52	468	8

Calculation Summary

Project: Calc Points - Light Trespass

Label	Units	Avg	Max	Min	Avg/Min	Max/Min	Targets	Referenced Code
Light Trespass East	Fc	0.0	0.0	0.0	N.A.	N.A.	0.5 fc Max @ 3'	City of Sunrise Sec. 16-150
Light Trespass North	Fc	0.0	0.0	0.0	N.A.	N.A.	0.5 fc Max @ 3'	City of Sunrise Sec. 16-150
Light Trespass West	Fc	0.0	0.0	0.0	N.A.	N.A.	0.5 fc Max @ 3'	City of Sunrise Sec. 16-150

LEAVE BLANK - FOR CITY USE ONLY

THOMAS PACKER LICENSE No. 92574 STATE OF FLORIDA PROFESSIONAL ENGINEER SEAL 7/18/2024

No.	REVISIONS	DATE	BY

SCALE: AS NOTED
DESIGNED BY: SWP
DRAWN BY: SWP
CHECKED BY: JDH

ARUP
Arup US Inc
60 State Street
Boston MA 02109 USA
617.864.2987
www.arup.com

BAPTIST HEALTH SUNRISE HOSPITAL
12401 WEST OAKLAND PARK BOULEVARD
SUNRISE, FLORIDA

SITE LIGHTING AND PHOTOMETRIC CALCULATIONS ADDITIONAL PART PLANS

DATE: 07/19/2024
DRAWING NO. E1.11
PROJECT NO. 99-0039-002-01

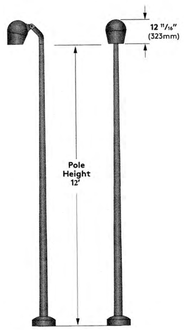

12 FT SINGLE HEAD

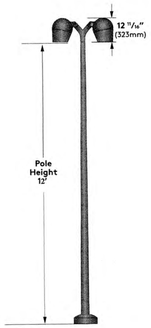

12 FT DOUBLE HEAD

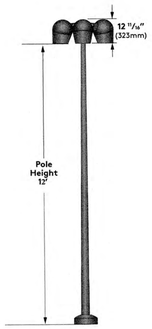

12 FT TRIPLE HEAD

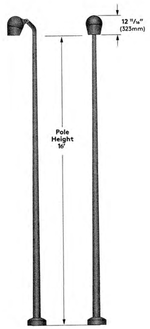

16 FT SINGLE HEAD

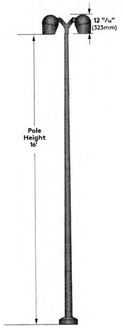

16 FT DOUBLE HEAD

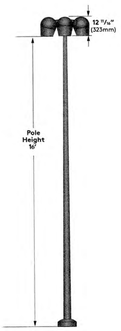

16 FT TRIPLE HEAD



20 FT MULTIPLE HEAD

1 POLE DETAILS
NTS

LEAVE BLANK - FOR CITY USE ONLY

7/18/2024

THOMAS PACKER LICENSE No. 92574 STATE OF FLORIDA PROFESSIONAL ENGINEER

No.	REVISIONS	DATE	BY

SCALE: NTS
DESIGNED BY: SWP
DRAWN BY: SWP
CHECKED BY: JDH

ARUP
Arup US Inc
60 State Street
Boston MA 02109 USA
617.864.2987
www.arup.com

BAPTIST HEALTH SUNRISE HOSPITAL
12401 WEST OAKLAND PARK BOULEVARD
SUNRISE, FLORIDA

SITE LIGHTING AND
PHOTOMETRIC CALCULATIONS
POLE DETAILS

DATE: 07/19/2024
DRAWING NO. E1.12
PROJECT NO. 99-0039-002-01

Date: _____ Customer: _____

Project: _____

Type: _____ Qty: _____

selux

Inula Bollard LED

Order Code: IBL _____ - _____ - _____ - _____ - _____ - _____

IBL	Series	**IBL** Inula Bollard LED					
	Height	**1.5** 1.5m (consult factory)	**2** 2.0m (consult factory)	**2.5** 2.5'	**3** 3'	**3.5** 3.5'	**4** 4'
	Light Engine	**1Q**[1] 1LWx0.577m	**2Q90** 16.9w/1560lm	**2Q90HU** 16.9w/1560lm (Hi-Uniformity)	**2Q180** 33.1w/3168lm	**3Q** 22.5W/1689lm	**4Q25** 27.2W/2248lm	**4Q20** 27.2W/2248lm
	CCT	**AM**[2] Amber	**27K**[3] 2700K	**30**[3] 3000K	**35*** 3500K	**40** 4000K	**50*** 5000K
	Finish	**WH** White	**BK** Black	**BL** Semi Matte Black	**BZ** Bronze	**SV** Silver	**SP** Specify Premium Color
	Voltage	**UNV** 120-277V	**120** 120V	**208** 208V	**240** 240V	**277** 240V	**347**[1] 347V	**480**[1] 480V
	Options	**DM** Dimming (0-10V)	**HL50**[4,5,9] Hi-Lo Switching 100.50%	**REC**[4,5,10] GFCI Receptacle with weather-proof cover	**REC2**[4,5,10] GFCI Receptacle with podiscidable in-use cover	**REC3**[4,5,10] USB & Duplex Receptacle with weather-proof cover	**REC4**[4,5,10] USB & Duplex Receptacle with weatherproof podiscidable in-use cover	**EM**[4,5,12] Emergency Battery Pack 20C
		PC[4,11] Photocell	**LP**[4,5,14] Lower Power Version Decreases Light Output by 20%	**HP**[4] High Power Version Increases Light Output by 100%				

*50 or 60 Hertz.
[1] Requires step down transformer, all voltages only.
[2] Amber Only.
[3] Not available in 2.2' height.
[4] Only available with 120V,240V or 277V.
[5] Not available with 6Q.
[6] Not with 6Q.
[7] Not available with DM Option.
[8] Not available at 480V.
[9] Not available with DM option.
[10] Not available with PC or LP option.
[11] Not available with any other options.
[12] For 5Q, 6Qxx and 7Q, DM option consult factory.
[13] See page 6 for details.

Product Modifications
Please list modification requirements for review by factory:

Approvals

Date:

Selux Corporation © 2022, T 845-854-1405, 800-715-9927, F 845-854-1401, www.selux.us
In a continuing effort to offer the best product possible, we reserve the right to change, without notice, specifications or materials that in our opinion will not alter the function of the product. Specification sheets found at www.selux.us are the most recent versions and supersede all other printed or electronic versions.

Page 1 of 9
(Rev. 06/2022)
IBL_ss_v4.2

1 AB1a, AB1b, AB2 - Fixture Finish - Charcoal

Surface mounted downlight - asymmetric wide beam

BEGA

Application
Compact ceiling mounted downlights with an asymmetric distribution designed for the even illumination of ground surfaces in corridors and other interior and exterior locations.
Materials
Marine grade, copper free (≤0.3% copper content) A360.0 aluminum alloy
Class A toughened safety glass
Pure anodized aluminum reflector surface
Silicone optic with excellent high temperature and UV stability
Silicone applied robotically to casting, plasma treated for increased adhesion
NRTL listed to North American Standards, suitable for wet locations
Protection class IP65
Weight: 3.75 lbs
Electrical

Operating voltage	120-277VAC
Minimum start temperature	-30°C
LED module wattage	24.1W
System wattage	28.0W
Controllability	0-10V, TRIAC, and ELV dimmable
Color rendering index	Ra > 90
Luminaire lumens	2485 lumens (4000K)
LED service life (L70)	60,000 hours

LED color temperature
☐ 4000K - Product number + **K4**
☐ 3500K - Product number + **K35**
☐ 3000K - Product number + **K3**
☐ 2700K - Product number + **K27**
BEGA can supply you with suitable LED replacement modules for up to 20 years after the purchase of LED luminaires - see website for details

Finish
All BEGA standard finishes are matte, textured powder coat with minimum 3 mil thickness. BEGA Unidure® finish, a fluoropolymer technology, provides superior fade protection in Black, Bronze, and Silver. BEGA standard White, as well as optionally available RAL and custom colors, are a polyester powder.
Available colors ☐ Black (BLK) ☐ White (WHT) ☐ RAL:
☐ Bronze (BRZ) ☐ Silver (SLV) ☐ CUS:

Type:
BEGA Product:
Project:
Modified:

Available options
☐ **FSC** Fusing

Surface mounted downlight : asymmetric wide beam

	LED	A	B
24 432	24.1 W	5⅞	5⅞

BEGA 1000 BEGA Way, Carpinteria, CA 93013 (805) 684-0533 info@bega-us.com
Due to the dynamic nature of lighting products and the associated technologies, luminaire data on this sheet is subject to change at the discretion of BEGA North America. For the most current technical data, please refer to bega-us.com
© copyright BEGA 2021 Updated 04/06/22

2 AD1 & AD2 - Fixture Finish - Charcoal

Date: _____ Customer: _____

Project: _____

Type: _____ Qty: _____

selux

Olivio Grande LED Candelabra Pole Top

Order Code: OLGL _____ - _____ - _____ - _____ - _____ - _____ - _____ - _____

Pole Order Code: ATS24 _____ (Series, Height, Finish, Options)

OLGL	Series	**OLGL** Olivio Grande LED				
	Optics	**SO9** Spot, 9°	**F40** Flood, 44°	**FB0** Flood, 78°	**ASM** Asymmetric (no SLH or SLV option)	
	Mounting	**C1** Single Candelabra Pole top	**C2** Double Single Candelabra Pole top	**C2A** Double Double Candelabra Pole top	**C3** Triple Triple Candelabra Pole top	
	Light Engine	**2G350** 14W/1190lm	**2G725** 28W/2380lm	**2G130** 52W/4490lm		* Based on FB0 distribution and 3000K CCT
	CCT	**27*** 2700K	**30**[1] 3000K	**35*** 3500K	**40** 4000K	**50*** 5000K
	Finish	**WH** White	**BK** Black	**BL** Semi Matte Black	**BZ** Bronze	**SV** Silver	**SP** Specify Premium Color
	Voltage	**UNV** 120-277V	**120** 120V	**240** 240V	**277** 277V	**347** 347V
	Options	**DS**[1] Dark Sky DP TN Option	**DM** Dimming, 0-10V	**HL50**[1,3] Hi-Lo switching Spread Lens 50% output 100%	**SLH** Spread Lens Horizontal (fixed)	**SLV** Spread Lens Vertical (fixed)
		HX[1] Micro Hexcell Honeycomb Louver (consult factory)		**CF** Color Filter (consult factory)		

[1] Dark Sky approved with DS2 option only and 3000K CCT.
[2] Only available with 120V,240V, or 277V.
[3] Cannot be combined with DM, SLV or ASM options.
[4] Cannot be combined with DM option.

Product Modifications
Please list modification requirements for review by factory:

Approvals

Date:

Selux Corporation © 2022, T 845-854-1405, 800-715-9927, F 845-854-1401, www.selux.us
In a continuing effort to offer the best product possible, we reserve the right to change, without notice, specifications or materials that in our opinion will not alter the function of the product. Specification sheets found at www.selux.us are the most recent versions and supersede all other printed or electronic versions.

Page 1 of 8
(Rev. 06/2022)
OLGL-C_ss_v3.3

3 AP1a, AP1b, AP1c - Fixture Finish - Charcoal

Surface mounted downlight - wide beam

BEGA

Application
Compact ceiling mounted downlights designed for down lighting atriums, canopies, passages and other interior and exterior locations.
Materials
Marine grade, copper free (≤0.3% copper content) A360.0 aluminum alloy
Class A toughened safety glass
Pure anodized aluminum reflector surface
Silicone optic with excellent high temperature and UV stability
Silicone applied robotically to casting, plasma treated for increased adhesion
NRTL listed to North American Standards, suitable for wet locations
Protection class IP65
Weight: 1.65 lbs
Electrical

Operating voltage	120-277VAC
Minimum start temperature	-30°C
LED module wattage	8.0W
System wattage	12.0W
Controllability	0-10V dimmable
Color rendering index	Ra > 80
Luminaire lumens	978 lumens (4000K)
LED service life (L70)	60,000 hours

LED color temperature
☐ 4000K - Product number + **K4**
☐ 3500K - Product number + **K35**
☐ 3000K - Product number + **K3**
☐ 2700K - Product number + **K27**
BEGA can supply you with suitable LED replacement modules for up to 20 years after the purchase of LED luminaires - see website for details

Finish
All BEGA standard finishes are matte, textured powder coat with minimum 3 mil thickness. BEGA Unidure® finish, a fluoropolymer technology, provides superior fade protection in Black, Bronze, and Silver. BEGA standard White, as well as optionally available RAL and custom colors, are a polyester powder.
Available colors ☐ Black (BLK) ☐ White (WHT) ☐ RAL:
☐ Bronze (BRZ) ☐ Silver (SLV) ☐ CUS:

Type:
BEGA Product:
Project:
Modified:

Available options
☐ **FSC** Fusing

Surface mounted downlight : wide beam

	LED	β	A	B	Wiring box
24 604	8.0 W	31°	3⅞	4⅞	**19 938**

β = Beam angle

BEGA 1000 BEGA Way, Carpinteria, CA 93013 (805) 684-0533 info@bega-us.com
Due to the dynamic nature of lighting products and the associated technologies, luminaire data on this sheet is subject to change at the discretion of BEGA North America. For the most current technical data, please refer to bega-us.com
© copyright BEGA 2022 Updated 04/06/22

4 AD6 - Fixture Finish - Charcoal

VENUS TC 3D IP67 Static White

LED LINEAR™ lighting solutions

Static White

3D - Universal Bend

3D bendable IP67 flexible dot free and perfectly homogeneous linear LED light line with a 0.77" x 0.67" (W x H) cross section. Opal polyurethane encapsulation offering a premium water proof sealing, UV resistance and chemical stability. True Color technology for an optimal rendition of the LED spectrum with minimal color shift. Vertical and horizontal bending as well as twisting, with radius of 1.97" offering the ideal solution for organic facade geometry. Usable for accent lighting or decorative applications requiring IP67 ingress. Freely configurable in length. Backside cable feed for an optimal fixture to fixture overlap. Light source assembled using Reel to Reel (R2R) production process supporting LED Linear™ 3 Away™ thin flexible circuit board technology. Outstanding lifetime of >60,000 hrs L80@25K. Embeds high quality CSP LEDs with 3-step MacAdams (SDCM3) binning centered on target CCT (One Bin Only) with an extended photometric code of Wxxx2B9 ensuring an exceptional color consistency over the rated lifetime. Premium color rendition with a CRI of 95. Consistent light intensity all along the strip length. Fully dimmable. Engineered and produced in Germany.

Project name | Fixture type | Phase | Specifier | Date

Select Mounting Clips | Energy Star | ETL Listed

True Color — Measured Value — Equally Bright Light — Linear Thermal Management
Ra 95 — 2-Step MacAdams — 3-Step MacAdams — Aluminum Extrusion
Up to 60k Lifetime — 2-Year Warranty — Fully Dimmable — IP67 Rated
L70 Lifetime — 2800K/4000K/5K — Wxxx2B — LM79/L80 Compliant

Ordering Process

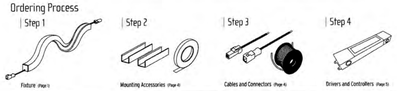

Fixture Order Code

Family	Model/Lumen package*	Variant	Color Rendering/Color Temperature	Custom length**	Ingress
VarioLED Flex	— — — —	—	— — — —	— — — —	IP67
	VENUS TC - Low Output 100 lm/ft	3D - Universal Bend	W821 - 85CRI, 2100K	L___454 mm (17.7-1/4")	
			W925 - 95CRI, 2500K	L___1954 mm (6'-5-1/4")	
	PHOEBOS TC - Mid Output 180 lm/ft		W927 - 95CRI, 2700K		
			W930 - 95CRI, 3000K	Increment: 70 mm (2-3/4")	
	SKYLLATE - High Output 250 lm/ft		W934 - 95CRI, 3400K		
			W842 - 85CRI, 4200K		

*Lumen Values represent 3000K (W930)
**Custom Length should be specified in milimeters (mm). See page 3 for all available lengths.

Static White		Low Output		Mid Output		High Output	
	Color temperature[2]	Lumen/ft	W/ft[1]	Lumen/ft	W/ft[1]	Lumen/ft	W/ft[1]
W821	2,100 K	90	1.8	160	3	240	4.6
W925	2,500 K	100	1.8	170	3	250	4.6
W927	2,700 K	100	1.8	170	3	250	4.6
W930	3,000 K	100	1.8	180	3	260	4.6
W934	3,400 K	100	1.8	180	3	260	4.6
W842	4,200 K	100	1.8	220	3	330	4.6

[1] CCT tolerances occur in IP67 products due to the encapsulation of the fixture.
[2] The given data are typical values. Due to tolerances of the production process and the electrical components, values for light output and electrical power can vary up to 10%.

LED Linear™ USA, Inc. | Edition 25/05/2021 1/3

5 AL1a, AL1b Fixture Finish - White

Surface mounted downlight - asymmetric wide beam

BEGA

Application
Compact ceiling mounted downlights with an asymmetric distribution designed for the even illumination of ground surfaces in corridors and other interior and exterior locations.
Materials
Marine grade, copper free (≤0.3% copper content) A360.0 aluminum alloy
Class A toughened safety glass
Pure anodized aluminum reflector surface
Silicone optic with excellent high temperature and UV stability
Silicone applied robotically to casting, plasma treated for increased adhesion
NRTL listed to North American Standards, suitable for wet locations
Protection class IP65
Weight: 3.1 lbs
Electrical

Operating voltage	120-277VAC
Minimum start temperature	-30°C
LED module wattage	16.8W
System wattage	20.0W
Controllability	0-10V, TRIAC, and ELV dimmable
Color rendering index	Ra > 90
Luminaire lumens	2134 lumens (4000K)
LED service life (L70)	60,000 hours

LED color temperature
☐ 4000K - Product number + **K4**
☐ 3500K - Product number + **K35**
☐ 3000K - Product number + **K3**
☐ 2700K - Product number + **K27**
BEGA can supply you with suitable LED replacement modules for up to 20 years after the purchase of LED luminaires - see website for details

Finish
All BEGA standard finishes are matte, textured powder coat with minimum 3 mil thickness. BEGA Unidure® finish, a fluoropolymer technology, provides superior fade protection in Black, Bronze, and Silver. BEGA standard White, as well as optionally available RAL and custom colors, are a polyester powder.
Available colors ☐ Black (BLK) ☐ White (WHT) ☐ RAL:
☐ Bronze (BRZ) ☐ Silver (SLV) ☐ CUS:

Type:
BEGA Product:
Project:
Modified:

Available options
☐ **FSC** Fusing

Surface mounted downlight : asymmetric wide beam

	LED	A	B
24 430	16.8 W	5⅞	5⅞

BEGA 1000 BEGA Way, Carpinteria, CA 93013 (805) 684-0533 info@bega-us.com
Due to the dynamic nature of lighting products and the associated technologies, luminaire data on this sheet is subject to change at the discretion of BEGA North America. For the most current technical data, please refer to bega-us.com
© copyright BEGA 2022 Updated 04/06/22

6 AD4 - Fixture Finish - Charcoal

LEAVE BLANK - FOR CITY USE ONLY

THOMAS PARKER LICENSE No. 92574 STATE OF FLORIDA PROFESSIONAL ENGINEER SEAL 7/18/2024

No.	REVISIONS	DATE	BY

SCALE: NTS
DESIGNED BY: SWP
DRAWN BY: SWP
CHECKED BY: JDH

ARUP
Arup US Inc
60 State Street
Boston MA 02109 USA
617.864.2987
www.arup.com

BAPTIST HEALTH SUNRISE HOSPITAL
12401 WEST OAKLAND PARK BOULEVARD
SUNRISE, FLORIDA

SITE LIGHTING
SCHEDULES AND DETAILS
SHEET 1

DATE: 07/19/2024
DRAWING NO. E1.13
PROJECT NO. 99-0039-002-01

Date: _____ Customer: _____
Project: _____
Type: _____ Qty: _____

selux

Olivio Medio LED
Candelabra Pole Top

Order Code: OLML - _____ - _____ - _____ - _____ - _____

Pole Order Code: AT524 — Series / Height / Finish / Options

OLML	Series	OLML Olivio Medio LED	
	Optics	S09 Spot, 9°	S20 Spot, 20° · F40 Flood, 40° · F80 Flood, 78° · ASM Asymmetric (no SL11 or SL12 option)
	Mounting	C1 Single Candelabra Pole top	C2 Double @ 180° Candelabra Pole top · C2A Double @ 90° Candelabra Pole top · C3 Triple @ 120° Candelabra Pole top
	Light Engine	2G350 15W / 1525lm	2G525 23W / 3175lm · 2G700 31W / 2561lm · 2G105 46W / 3945lm
	CCT	27* 2700K	30* 3000K · 35* 3500K · 40 4000K · 50* 5000K
	Finish	WH White	BK Black · BL Semi-Matte Black · BZ Bronze · SV Silver · SP Specify Premium Color
	Voltage	UNV 120-277V	120 120V · 208 208V · 240 240V · 277 277V
	Options	DS[1] Dark Sky 5° Tilt Option	DM Dimming 0-10V · SLH Spread Lens Horizontal (fixed) · SLV Spread Lens Vertical (fixed) · HLS0[1,2] High-Low Switching Low Output 50% · HX[3] Micro Hexcell Honey Comb Louver (consult factory) · CF Cobra Filter (consult factory)

*Dark Sky approved with (DS) option only and 5000K CCT.
*Cannot be combined with SLH, SLV, or ASM options.
*Only available with 120V, 240V, or 277V
*Cannot be combined with DM option

Product Modifications
Please list modification requirements for review by factory:

Approvals

Date:

IP67 ETL

Selux Corporation © 2022, T 845-854-1400, 800-735-8927, F 845-854-1401, www.selux.us
In a continuing effort to offer the best product possible, we reserve the right to change, without notice, specifications or materials that in our opinion will not alter the function of the product. Specification sheets found at www.selux.us are the most recent versions and supersede all (other printed or electronic) versions.

Page 1 of 8
(Rev. 08/2021)
OLML_C_ss_v3

1 AP4 - Fixture Finish - Charcoal

LED wall luminaires - directed light

BEGA

Application
LED wall luminaires with directed light distribution designed for general illumination of pathways and building entrances from various mounting heights.
Materials
Luminaire housing constructed of die-cast marine grade, copper free (≤0.3% copper content) A360.0 aluminum alloy
Clear safety glass
Reflector made of pure anodized aluminum
Silicone applied robotically to casting, plasma treated for increased adhesion
High temperature silicone gasket
Mechanically captive stainless steel fasteners
NRTL listed to North American Standards, suitable for wet locations
Protection class IP64
Weight: 3.5 lbs
Electrical

Operating voltage	120-277VAC
Minimum start temperature	-40° C
LED module wattage	14.0W
System wattage	17.0W
Controllability	0-10V, TRIAC, and ELV dimmable
Color rendering index	Ra > 80
Luminaire lumens	2,021 lumens (3000K)
Lifetime at Ta = 15° C	290,000 h (L70)
Lifetime at Ta = 30° C	220,000 h (L70)

LED color temperature
☐ 4000K - Product number = **K4**
☐ 3500K - Product number = **K35**
☐ 3000K - Product number = **K3**
☐ 2700K - Product number = **K27**
BEGA can supply you with suitable LED replacement modules for up to 20 years after the purchase of LED luminaires - see website for details

Finish
All BEGA standard finishes are matte, textured polyester powder coat with minimum 3 mil thickness.
Available colors: ☐ Black (BLK) ☐ White (WHT) ☐ RAL: ☐ Bronze (BRZ) ☐ Silver (SLV) ☐ CUS:

Type:
BEGA Product:
Project:
Modified:

LED wall luminaire : directed light				
	LED	A	B	C
24503	22.0W	5⅞	9⅞	8

BEGA 1000 BEGA Way, Carpinteria, CA 93013 (805) 684-0533 info@bega-us.com
Due to the dynamic nature of lighting products and the associated technologies, luminaire data on this sheet is subject to change at the discretion of BEGA North America. For the most current technical data, please refer to bega-us.com
© copyright BEGA 2018 Updated 02/06/18

2 AW1a, AW1b - Fixture Finish - Charcoal

Date: _____ Customer: _____
Project: _____
Type: _____ Qty: _____

selux

Olivio Medio LED
Universal Mount

Order Code: OLML - _____ - _____ - _____ - _____ - _____

Pole Order Code: Series / Height / Finish / Options

OLML	Series	OLML Olivio Medio LED	
	Optics	S09 Spot, 9°	S20 Spot, 20° · F40 Flood, Medium, 40° · F80 Flood, 78° · ASM Asymmetric (no SL11 or SL12 option)
	Mounting	U Universal	T1 Single Pole Top
	Light Engine	2G350 15W / 1525lm	2G525 23W / 3175lm · 2G700 31W / 2561lm · 2G105 46W / 3945lm
	CCT	27* 2700K	30* 3000K · 35* 3500K · 40 4000K · 50* 5000K
	Finish	WH White	BK Black · BL Semi-Matte Black · BZ Bronze · SV Silver · SP Specify Premium Color
	Voltage	UNV 120-277V	120 120V · 208 208V · 240 240V · 277 277V
	Options	DS[1] Dark Sky 5° Tilt Option	DM Dimming 0-10V · SLH Spread Lens Horizontal (fixed) · SLV Spread Lens Vertical (fixed) · HLS0[1,2] High-Low switching low output 50% · HX[3] Micro Hexcell Honey Comb Louver · CF Cobra Filter (consult factory)

*Dark Sky approved with (DS) option only and 5000K CCT.
*Only available with 120V, 240V or 277V
*Cannot be combined with SLH, SLV, or ASM options
*Cannot be combined with DM option.

Product Modifications
Please list modification requirements for review by factory:

Approvals

Date:

IP67 ETL

Selux Corporation © 2023, T 845-854-1400, 800-735-8927, F 845-854-1401, www.selux.us
In a continuing effort to offer the best product possible, we reserve the right to change, without notice, specifications or materials that in our opinion will not alter the function of the product. Specification sheets found at www.selux.us are the most recent versions and supersede all (other printed or electronic) versions.

Page 1 of 8
(Rev. 03/2023)
OLML-U_SL_S3

6 AW3 - Fixture Finish - Charcoal
12" = 1'-0"

LED ceiling mounted downlights - vortex reflector - asymmetrical light distribution

BEGA

Application
Linear LED ceiling mounted luminaire with asymmetrical light distribution. The patent pending 'vortex reflector' rotates a parabolic reflector around the vertical axis to form a complex vortex shape. This vortex balances maximum efficiency with optimal glare control while eliminating shadows and artifacts in a uniquely sharp square distribution.
Materials
Luminaire housing constructed of die-cast marine grade, copper free (≤0.3% copper content) A360.0 aluminum alloy
Clear safety glass
Reflector surface made of pure anodized aluminum
Silicone applied robotically to casting, plasma treated for increased adhesion
Mechanically captive stainless steel fasteners
NRTL listed to North American Standards, suitable for wet locations
Protection class IP66
Weight: 6.4 lbs
Electrical

Operating voltage	120-277VAC
Minimum start temperature	-20° C
LED module wattage	16.0W
System wattage	19.0W
Controllability	0-10V, TRIAC, and ELV dimmable
Color rendering index	Ra > 80
Luminaire lumens	1,944 lumens (3000K)
Lifetime at Ta = 15° C	> 500,000 h (L70)
Lifetime at Ta = 45° C	232,000 h (L70)

LED color temperature
☐ 4000K - Product number = **K4**
☐ 3500K - Product number = **K35**
☐ 3000K - Product number = **K3**
☐ 2700K - Product number = **K27**
BEGA can supply you with suitable LED replacement modules for up to 20 years after the purchase of LED luminaires - see website for details

Finish
All BEGA standard finishes are matte, textured polyester powder coat with minimum 3 mil thickness.
Available colors: ☐ Black (BLK) ☐ White (WHT) ☐ RAL: ☐ Bronze (BRZ) ☐ Silver (SLV) ☐ CUS:

Type:
BEGA Product:
Project:
Modified:

LED ceiling mounted downlights : vortex reflector - asymmetrical light					
	LED	β	A	B	C	Recessed ceiling box
24315	16.0W	40/51°	20½	2⅞	3⅞	10537

β = Beam angle

BEGA 1000 BEGA Way, Carpinteria, CA 93013 (805) 684-0533 info@bega-us.com
Due to the dynamic nature of lighting products and the associated technologies, luminaire data on this sheet is subject to change at the discretion of BEGA North America. For the most current technical data, please refer to bega-us.com
© copyright BEGA 2018 Updated 06/11/18

3 AL5 - Fixture Finish - Charcoal
12" = 1'-0"

LUMENLINEAR™
ASYVML IRC

PROJECT NAME: _____
REP AGENCY: _____
APPROX. LINEAR FT: _____
SERVICE OPTIONS: ☐ Field Measure ☐ Job Site Support ☐ System Installation

SCAN QR CODE *for technical information, downloads and instructions.*

PART NUMBER BUILDER

LCCS40K5070T224	LULS					
EXAMPLE	FIXTURE TYPE	COLOR TEMP	FIXTURE WATTAGE	BEAM ANGLE	LENS OPTION	LENGTH

LULS - Lumenlinear™
27K 2700K · 30K 3000K · 35K 3500K · 40K 4000K · 50K 5000K
BLB Blue · GRN Green · RED Red · GHB Orange
20 20W (60T) · 40 40W (60T) · 80 80W (60T)
TB - 20° Spread (elongated asymmetric throw) · TA - 40° Spread (elongated asymmetric throw)
O - Frosted · W - Opal · Z4 - 25-30° · Z5 - 27-37° (Other lengths available by request)
36 - 3'/914 · 48 - 4'/1219 · 60 - 5'/1524 · 72 - 6'/1829 · 84 - 7'/2134

ELECTRICAL SPECIFICATIONS

ETL Intertek	24VDC INPUT VOLTAGE	ETL LISTED WET, UL 1598/CSA 22.2 CERTIFICATIONS	0-10V INPUT (PWM) DIMMING	-40°F TO +120°F OPERATING TEMP
	CLASS 2 REQUIRED DRIVER	5 YEARS WARRANTY	UP TO 77 LM/W LED EFFICIENCY	UP TO 88 (90+ avg. 2K-5K K) CRI CRI	18" (X2) WIRE LENGTH

CONSTRUCTION
An extruded aluminum housing and fully gasketed assembly insures heat dissipation and ingress protection to IP67. Stainless steel hardware and mechanical attachment promote easy installation and longevity.

PHOTOMETRICS
Main Beam 45° = nadir
The asymmetric output has industry leading performance with a 70° beam spread, focused at 45° above nadir installed in Wagner Lumenline™. Lumenlinear performs with full IES cutoff. Reports to view or download are available by scanning the QR code or visiting our website

LUMENGEAR™ LED DRIVER & NEMA ENCLOSURE OPTIONS
Wagner offers multiple ETL listed options for both 24VDC power supplies and NEMA enclosures. Quantities and types will be configured based on your specifications and design. Additional specification options are available by request. Not all options apply to all products, please verify compatibility with the factory.

CLASS II DRIVERS:
- STD 100W
- Dali, DMX, 0-10V Dimming Protocols
- Multiple Wattages
- Made in USA Units Available

NEMA ENCLOSURES:
4X - Polycarbonate, Painted Steel or Stainless Steel

LUMENPOST™:
Integrated 100W, 0-10V DIM

Specifications subject to change without notice. Verify data at time of order

@wagnercompanies

WAGNER Architectural Systems 888-243-6914 E info@wagnerlighting.com 10600 West Brown Deer Road // Milwaukee, WI 53224 USA

© 2021 REB Wagner, Inc. All Rights Reserved.
WagnerCompanies.com
LULSA 8/18/M-R7

Page 2 of 2

4 AH1
12" = 1'-0"

Surface mounted downlight - very wide beam

BEGA

Application
Compact ceiling mounted downlights designed for down lighting atriums, canopies, passages and other interior and exterior locations.
Materials
Marine grade, copper free (≤0.3% copper content) A360.0 aluminum alloy
Class A toughened safety glass
Pure anodized aluminum reflector surface
Silicone optic with excellent high temperature and UV stability
Silicone applied robotically to casting, plasma treated for increased adhesion
NRTL listed to North American Standards, suitable for wet locations
Protection class IP65
Weight: 3.1 lbs
Electrical

Operating voltage	120-277VAC
Minimum start temperature	-30° C
LED module wattage	16.8W
System wattage	20.0W
Controllability	0-10V, TRIAC, and ELV dimmable
Color rendering index	Ra > 90
Luminaire lumens	2298 lumens (4000K)
LED service life (L70)	60,000 hours

LED color temperature
☐ 4000K - Product number = **K4**
☐ 3500K - Product number = **K35**
☐ 3000K - Product number = **K3**
☐ 2700K - Product number = **K27**
BEGA can supply you with suitable LED replacement modules for up to 20 years after the purchase of LED luminaires - see website for details

Finish
All BEGA standard finishes are matte, textured powder coat with minimum 3 mil thickness. BEGA Unicure® finish, a fluoropolymer technology, provides superior fade protection in Black, Bronze, and Silver. BEGA standard White, as well as optionally available RAL and custom colors, are a polyester powder.
Available colors: ☐ Black (BLK) ☐ White (WHT) ☐ RAL: ☐ Bronze (BRZ) ☐ Silver (SLV) ☐ CUS:

Type:
BEGA Product:
Project:
Modified:

Available options
☐ **FSC** Fusing

Surface mounted downlight : very wide beam				
	LED	β	A	B
24411	16.8 W	74 °	5⅞	5⅞

β = Beam angle

BEGA 1000 BEGA Way, Carpinteria, CA 93013 (805) 684-0533 info@bega-us.com
Due to the dynamic nature of lighting products and the associated technologies, luminaire data on this sheet is subject to change at the discretion of BEGA North America. For the most current technical data, please refer to bega-us.com
© copyright BEGA 2022 Updated 03/01/22

5 AD3 - Fixture Finish - Charcoal
12" = 1'-0"

Specification Sheet

Lumenfacade Nano
LOGN
COLOR CHANGING

Project Name _____ **Qty** _____
Type _____ **Catalog / Part Number** _____

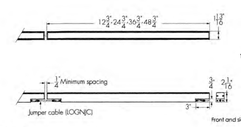

Photometric Summary (8 W/ft)

	Delivered output (lm)	Intensity (peak cd)
8"x8"	1,338	41,559
10"x10"	1,487	32,423
10"x30"	1,442	9,172
10"x60"	1,434	4,891
10"x90"	1,437	2,564
30"x10"	1,446	9,143
30"x30"	1,558	3,598
30"x60"	1,511	2,276
30"x90"	1,522	1,645
60"x10"	1,433	4,981
60"x60"	1,526	1,128
60"x90"	1,516	1,358
90"x90"	1,491	922
W (120°)	867	426
WW	1,532	7,430

Source: IES(BRWA)CK full output, 4ft (1219mm), LCN, seed configuration.
Photometric performance is measured in compliance with ESNA LM-79-08

Description
The Lumenfacade Nano Color Changing is a high-efficiency linear LED luminaire with a slim profile that makes it easy to conceal and integrate into architectural facades. Available in 12 in., 24 in., 36 in or 48 in sections, the Lumenfacade Nano Color Changing can be configured with a wide number of options, including optics for grazing, floodlighting, or wall washing; RGB, RGBW, or RGBA colour mixing; various mounting options, finishes, and controls; as well as Legacy or Custom output modes.

Features

Color and Color Temperature	RGB , RGB + White 3000K , RGB + White 4000K , RGB + Amber
Optics	8" x 8" , 10" x 10" , 10" x 30" , 10" x 60" , 10" x 90" , 30" x 10" , 30" x 30" , 30" x 60" , 30" x 90" , 60" x 10" , 60" x 60" , 60" x 90" , 90" x 90" , Wide 120° , Asymmetric Wallwash
Option	Corrosion-resistant Coating for Hostile Environments 3G ANSI C136.31-2010 Vibration Rating for Bridge Applications
Power Consumption	4 W/ft , 8 W/ft
Warranty	5-year limited warranty

lumenpulse
1220 Monte-Victoria Blvd., Longueuil, QC, J4G 2H9, CAN | T 514.937.3003 | Toll-Free 1.877.937.3003 | info@lumenpulse.com
www.lumenpulse.com www.lumenpulse.com/products/flat

LMPG Inc. reserves the right to make changes to this product at any time without prior notice and such modification shall be effective immediately. 1 / 16
2024.05.15 Copyright © 2024 LMPG Inc.
JC - R14

7 AL2 - Fixture Finish Grey to match mounting surface color
12" = 1'-0"

LEAVE BLANK - FOR CITY USE ONLY

No.	REVISIONS	DATE	BY

SCALE: NTS
DESIGNED BY: SWP
DRAWN BY: SWP
CHECKED BY: JDH

ARUP
Arup US Inc
60 State Street
Boston MA 02109 USA
617.864.2987
www.arup.com

BAPTIST HEALTH SUNRISE HOSPITAL
12401 WEST OAKLAND PARK BOULEVARD
SUNRISE, FLORIDA

SITE LIGHTING
SCHEDULES AND DETAILS
SHEET 2

SEAL: THOMAS PACKER LICENSE No. 92574 STATE OF FLORIDA PROFESSIONAL ENGINEER 7/18/2024

DATE: 07/19/2024
DRAWING NO. E1.14
PROJECT NO. 99-0039-002-01

Specification Sheet

Lumenfacade Nano
LEDGE
COLOR CHANGING

Project Name _____ **Qty** _____
Type _____ **Catalog / Part Number** _____

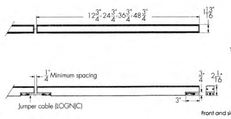

Photometric Summary (8 W/ft)

	Delivered output (lm)	Intensity (peak cd)
8"x8"	1,538	41,559
10"x10"	1,487	32,423
10"x30"	1,442	9,172
10"x60"	1,434	4,891
10"x90"	1,437	2,564
30"x10"	1,446	9,143
30"x30"	1,558	3,598
30"x60"	1,511	2,276
30"x90"	1,522	1,645
60"x10"	1,433	4,981
60"x60"	1,526	1,128
60"x90"	1,516	1,358
90"x90"	1,491	922
W (120°)	867	426
WW	1,532	7,430

Based on RGBW/WW, full output, 48 (1219mm).
UCS: ceiling configuration.
Photometric performance is measured in compliance with ESNA LM79-08.

Description

The Lumenfacade Nano Color Changing is a high-efficiency linear LED luminaire with a slim profile that makes it easy to conceal and integrate into architectural facades. Available in 12 in, 24 in, 36 in or 48 in sections, the Lumenfacade Nano Color Changing can be configured with a wide number of options, including: optics for grazing, floodlighting, or wall washing; RGB, RGBW, or RGBA colour mixing; various mounting options, finishes, and controls; as well as Legacy or Custom output modes.

Features

Color and Color Temperature	RGB , RGB + White 3000K , RGB + White 4000K , RGB + Amber
Optics	8° x 8° , 10° x 10° , 10° x 30° , 10° x 60° , 10° x 90° , 30° x 10° , 30° x 30° , 30° x 60° , 30° x 90° , 60° x 10° , 60° x 60° , 60° x 90° , 90° x 90° , Wide 120° , Asymmetric Wallwash
Option	Corrosion-resistant Coating for Hostile Environments 3G ANSI C136.31-2010 Vibration Rating for Bridge Applications
Power Consumption	4 W/ft , 8 W/ft
Warranty	5-year limited warranty

lumenpulse
1220 Marie-Victorin Blvd., Longueuil, QC, J4G 3H9, CAN | T 514.937.3003 | Toll-Free 1.877.937.3003 | info@lumenpulse.com
www.lumenpulse.com **www.lumenpulse.com/products/300**

LMPG Inc. reserves the right to make changes to this product at any time without prior notice and such modification shall be effective immediately.
3024.05.13 Copyright © 2024 LMPG Inc.
JC - 9.14

1 AL3
12" = 1'-0"

Specification Sheet

Lumenfacade
Maxi
Continuous Run
LINI-CR
COLOR CHANGING

Project Name _____ **Qty** _____
Type _____ **Catalog / Part Number** _____

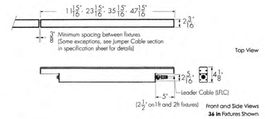

MRGBW40K Configuration Shown

Photometric Summary (22 W/ft)

	Delivered Output (lm)	Intensity (Peak cd)
Symmetric		
10"x10"	3,783	50,453
10"x30"	3,575	18,568
10"x60"	3,598	11,407
10"x90"	3,598	7,779
30"x30"	3,530	8,330
30"x60"	3,503	4,561
30"x90"	3,181	3,243
60"x60"	3,461	2,850
90"x90"	3,383	1,958
30"x10"	3,384	16,675
60"x10"	3,476	10,543
60"x30"	3,468	5,158
90"x10"	3,085	6,190
W (120°)	2,667	940
Asymmetric		
NAS	3,726	22,743
WW	3,595	5,910
CAS	2,909	3,974

Based on MRGBW40K, 48 (1218mm), DMX/RDM control.
Photometric performance is measured in compliance with ESNA LM79-08.
10x10, 10x30, 10x60, 10x90, 30x30, 30x60, 30x90, 60x60, 90x90, 30x10, 60x10, 60x30, 90x10, NAS and CAS optics tested with C3 lens.
WW optic tested with HFR lens.

Description

The Lumenfacade Maxi introduces never-before-seen technologies and is the first linear fixture in the world to feature Optiolux™, Lumenpulse's revolutionary, patented mixed-at-source technology. The Lumenfacade Maxi also plays host to the world debut of OptiWave™, our brand-new, proprietary technology that delivers maximum performance, maximum technology, and maximum quality of light with Lumenpulse's legendary consistency of colour.

Features

Length (nominal)	**12:** 12 in , **24:** 24 in , **36:** 36 in , **48:** 48 in
Color and Color Temperature	**MRGB:** Optiolux Cluster with MRGB (Red, Green, Blue) **MRGBW27K:** Optiolux Cluster with MRGBW (Red, Green, Blue, White 2700K CRI 80) **MRGBW30K:** Optiolux Cluster with MRGBW (Red, Green, Blue, White 3000K CRI 80) **MRGBW35K:** Optiolux Cluster with MRGBW (Red, Green, Blue, White 3500K CRI 80) **MRGBW40K:** Optiolux Cluster with MRGBW (Red, Green, Blue, White 4000K CRI 80) **MRGBA:** Optiolux Cluster with MRGBA (Red, Green, Blue, PC Amber)
Vibration Rating	**NVR:** No Vibration Rating Required **VRN:** Vibration Rated for Normal Applications **VRBO:** Vibration Rated for Bridge and Overpass
Fixed Mounting Options	**FX:** Fixed Mounting (0° Pivot Limit)

lumenpulse
1220 Marie-Victorin Blvd., Longueuil, QC, J4G 3H9, CAN | T 514.937.3003 | Toll-Free 1.877.937.3003 | info@lumenpulse.com
www.lumenpulse.com **www.lumenpulse.com/products/290**

LMPG Inc. reserves the right to make changes to this product at any time without prior notice and such modification shall be effective immediately.
3024.05.13 Copyright © 2024 LMPG Inc.
JC - 9.5

2 AL4
12" = 1'-0"

LEAVE BLANK - FOR CITY USE ONLY

No.	REVISIONS	DATE	BY

SCALE: NTS
DESIGNED BY: SWP
DRAWN BY: SWP
CHECKED BY: JDH

ARUP
Arup US Inc
60 State Street
Boston MA 02109 USA
617.864.2987
www.arup.com

BAPTIST HEALTH SUNRISE HOSPITAL
12401 WEST OAKLAND PARK BOULEVARD
SUNRISE, FLORIDA

SITE LIGHTING
SCHEDULES AND DETAILS
SHEET 2

SEAL: THOMAS PALMER LICENSE No. 92574 STATE OF FLORIDA PROFESSIONAL ENGINEER
7/18/2024

DATE: 07/19/2024
DRAWING NO. E1.15
PROJECT NO. 99-0039-002-01

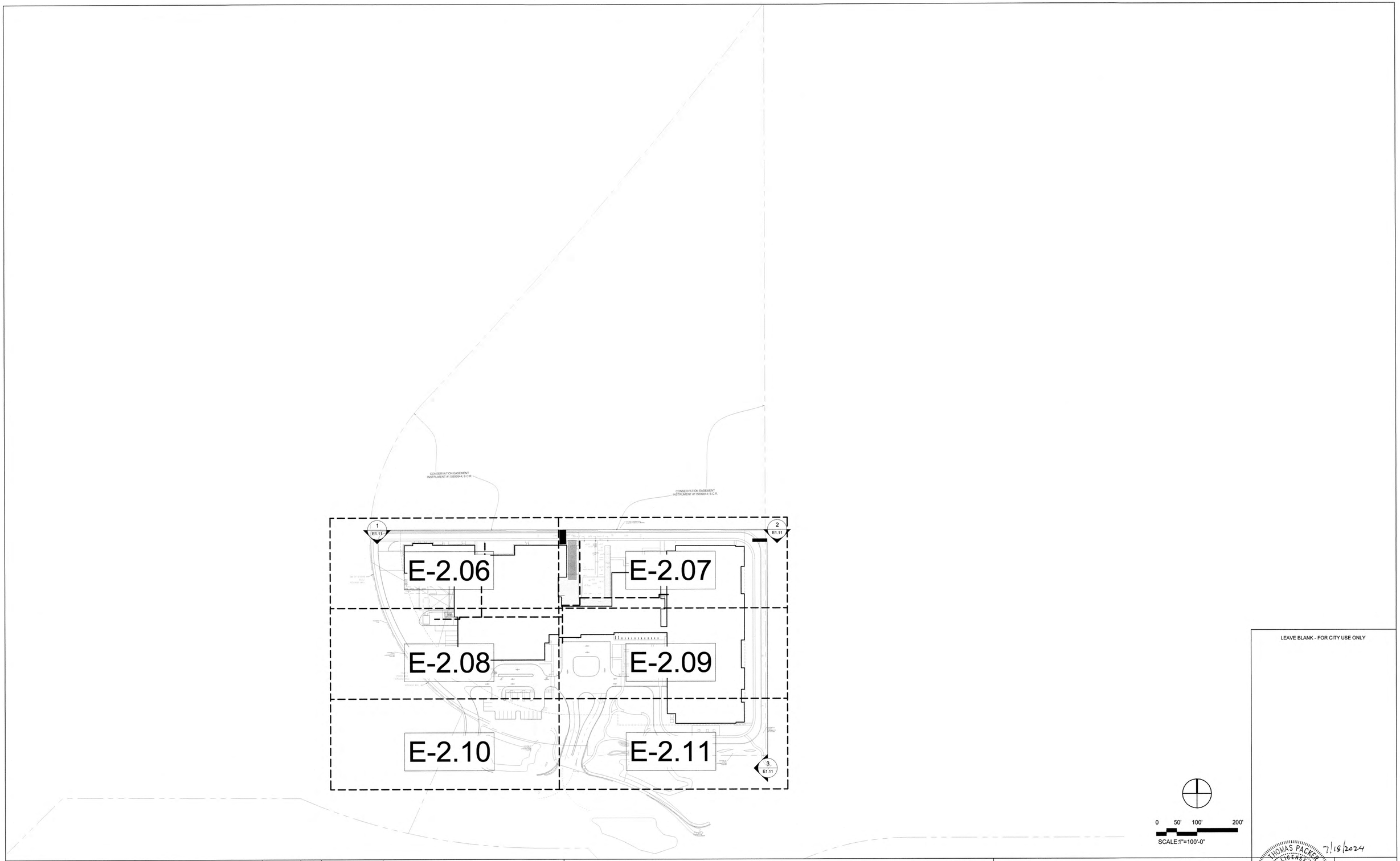

LEAVE BLANK - FOR CITY USE ONLY

No.	REVISIONS	DATE	BY

SCALE: 1" = 100'-0"

DESIGNED BY: SWP

DRAWN BY: SWP

CHECKED BY: JDH

ARUP
Arup US Inc
60 State Street
Boston MA 02109 USA
617.864.2987
www.arup.com

BAPTIST HEALTH SUNRISE HOSPITAL
12401 WEST OAKLAND PARK BOULEVARD
SUNRISE, FLORIDA

SITE LIGHTING AND PHOTOMETRIC CALCULATIONS OVERALL PLAN

SEAL: THOMAS PACKER LICENSE No. 92574 STATE OF FLORIDA PROFESSIONAL ENGINEER
7/18/2024

DATE: 07/19/2024

DRAWING NO. E2.00

PROJECT NO. 99-0039-002-01

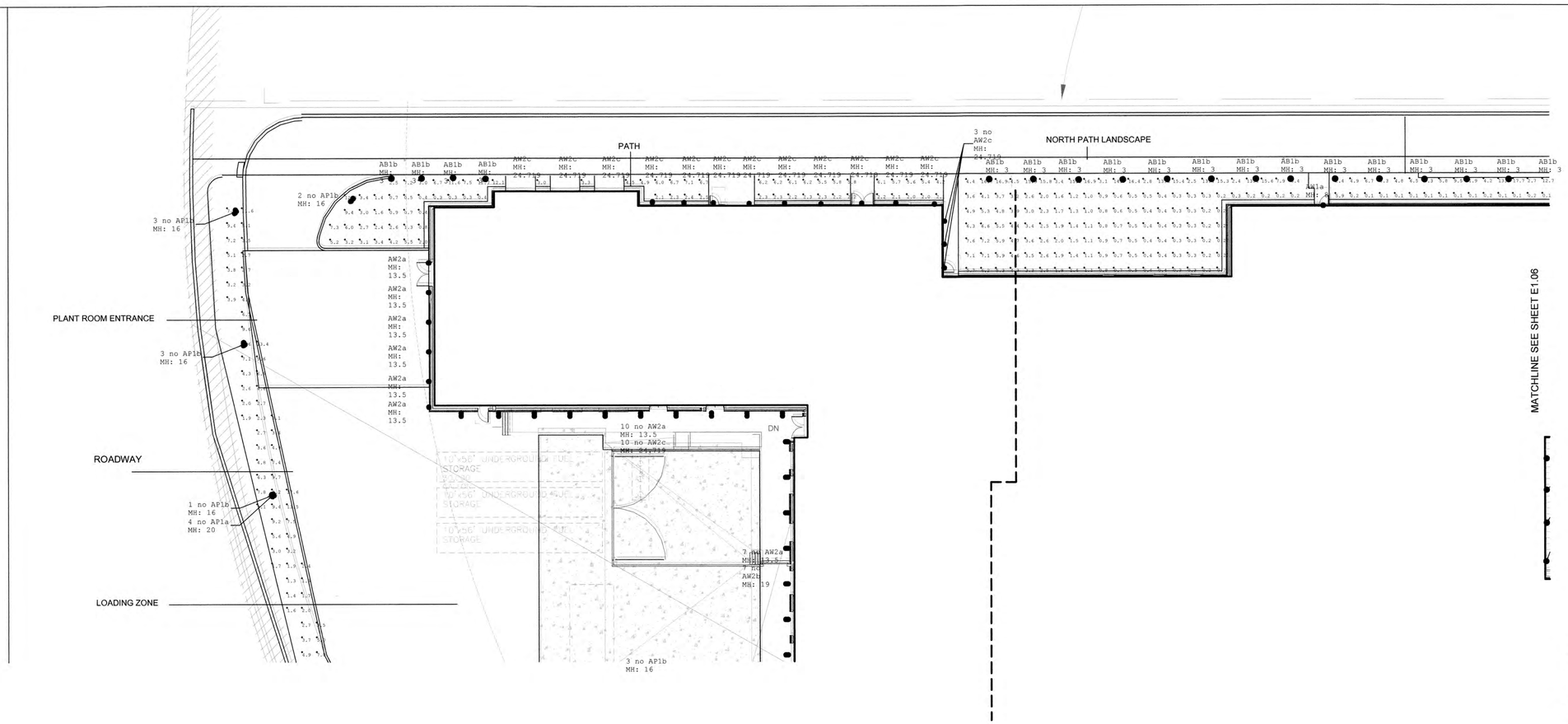

NOTES:

1. MH = MOUNTING HEIGHT

Luminaire Schedule								
Tag	Description	Symbol	Qty	LLF	Luminaire Lumens	Luminaire Watts	Total Watts	Mounting Height
AB1a	Bollard 180 Throw		6	0.800	798	15	90	12
AB1b	Bollard 180 Throw		127	0.800	798	15	1905	3
AB2	Bollard 360 Throw		5	0.800	798	15	75	3
AD1	Surface mounted downlight medium output		104	0.800	4581	41	4264	15
AD2	Surface mounted downlight low output		24	0.800	4581	41	1064	8, 15
AD6	Surface mounted downlight low output 45% dimmed		46	0.320	4581	41	1886	14.5, 15
AAT	LDLS30K60T92A-12		24	0.800	290	4.3	112.8	2.5
AL1a	Flexible Linear		89	0.800	233	4.2	373.8	20
AL1b	Flexible Linear		78	0.800	233	4.2	327.6	2.5
AP1a	20ft Street light		53	0.800	4905	52	2756	20
AP1b	16ft Street light		93	0.800	4905	52	4836	16
AP1c	12ft Street light		4	0.800	4905	52	208	12
AP4	12ft Pedestrian light		104	0.800	3681	44	4784	12
AW1a	Wall Mount 8 ft		6	0.800	2023	24	156	8
AW1b	Wall Mount 12 ft		7	0.800	2023	24	182	12
AW2a	Wall Mount High Output		34	0.800	4905	52	1768	13.5
AW2b	Wall Mount High Output		7	0.800	4905	52	364	19
AW2c	Wall Mount High Output		25	0.800	4905	52	1300	24.719
AW3	Wall Mount High Output		9	0.800	4905	52	468	8

Calculation Summary						
Project: Calc Points - Landscape						
Label	Units	Avg	Max	Min	Avg/Min	Max/Min
East Path Landscape 2	FC	0.52	35.9	0.0	N.A.	N.A.
North Path Landscape 3	FC	3.64	37.9	0.1	36.40	379.00
Courtyard Landscape	FC	5.84	62.0	0.3	29.47	206.67
Open Parking + Walkways Landscap	FC	3.00	44.0	0.0	N.A.	N.A.
Pine Garden East Landscape	FC	7.86	22.0	1.9	4.14	11.58
Pine Garden West Landscape	FC	4.84	16.3	1.5	3.24	6.87
Public Gathering Landscape	FC	2.18	12.9	0.1	21.80	129.00
West Path Landscape	FC	5.75	19.2	1.3	4.42	14.77

KEY MAP

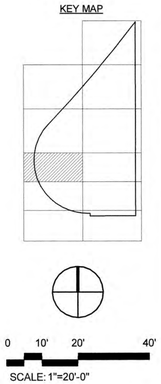

LEAVE BLANK - FOR CITY USE ONLY

No.	REVISIONS	DATE	BY

SCALE: 1" = 20'-0"
DESIGNED BY: SWP
DRAWN BY: SWP
CHECKED BY: JDH

ARUP
Arup US Inc
60 State Street
Boston MA 02109 USA
617.864.2987
www.arup.com

BAPTIST HEALTH SUNRISE HOSPITAL
12401 WEST OAKLAND PARK BOULEVARD
SUNRISE, FLORIDA

SITE LIGHTING AND PHOTOMETRIC CALCULATIONS 6

SEAL: THOMAS PACKER LICENSE No. 92574 STATE OF FLORIDA PROFESSIONAL ENGINEER
7/18/2024

DATE: 07/19/2024
DRAWING NO. E2.06
PROJECT NO. 99-0039-002-01

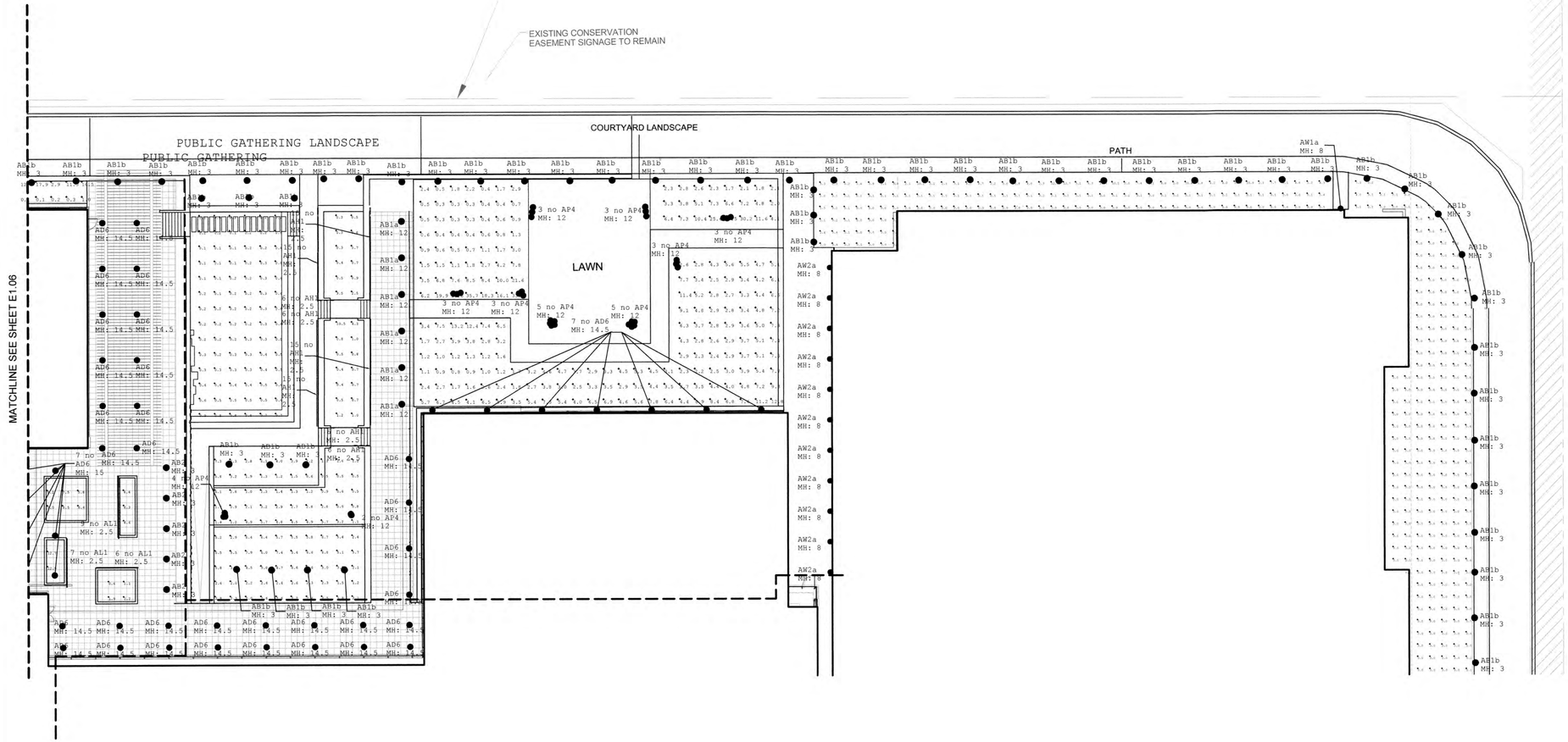

NOTES:

1. MH = MOUNTING HEIGHT

Luminaire Schedule								
Tag	Description	Symbol	Qty	LLF	Luminaire Lumens	Luminaire Watts	Total Watts	Mounting Height
AB1a	Bollard 180 Throw		6	0.800	786	15	90	12
AB1b	Bollard 180 Throw		127	0.800	786	15	1905	3
AB2	Bollard 360 Throw		5	0.800	768	15	75	3
AD1	Surface mounted downlight medium output		104	0.800	4581	41	4264	15
AD2	Surface mounted downlight low output		24	0.800	4581	41	1046	8, 15
AD6	Surface mounted downlight low output 45% dimmed		46	0.320	4581	41	1886	14.5, 15
AH3	LDLz308G270TA-12		24	0.800	290	4.7	112.8	2.5
AL1a	Flexible Linear		89	0.800	233	4.2	373.8	20
AL1b	Flexible Linear		78	0.800	233	4.2	327.6	2.5
AP1a	20ft Street light		53	0.800	4905	52	2756	20
AP1b	16ft Street light		83	0.800	4905	52	4836	16
AP1c	12ft Street light		4	0.800	4905	52	208	12
AP4	12ft Pedestrian light		104	0.800	3681	44	4784	12
AW1a	Wall Mount 8 ft		6	0.800	2023	26	156	8
AW1b	Wall Mount 12 ft		7	0.800	2023	26	182	12
AW2a	Wall Mount High Output		34	0.800	4905	52	1768	13.5
AW2b	Wall Mount High Output		7	0.800	4905	52	364	19
AW2c	Wall Mount High Output		23	0.800	4905	52	1300	24.719
AW3	Wall Mount High Output		9	0.800	4905	52	468	8

Calculation Summary						
Project: Calc Points - Landscape						
Label	Units	Avg	Max	Min	Avg/Min	Max/Min
East Path Landscape 2	Fc	0.52	30.9	0.0	N.A.	N.A.
North Path Landscape 3	Fc	3.44	17.9	0.1	36.40	179.00
Courtyard Landscape	Fc	8.84	62.0	0.3	29.47	206.67
Open Parking - Walkways Landscap	Fc	3.00	44.8	0.0	N.A.	N.A.
Pine Garden East Landscape	Fc	7.86	22.0	1.9	4.14	11.58
Pine Garden West Landscape	Fc	4.86	16.3	1.5	3.24	6.87
Public Gathering Landscape	Fc	2.18	17.9	0.1	21.80	129.00
West Path Landscape	Fc	5.75	19.2	1.3	4.42	14.77

KEY MAP

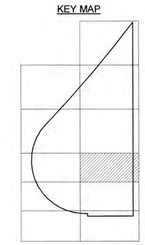

0 10' 20' 40'

SCALE: 1"=20'-0"

LEAVE BLANK - FOR CITY USE ONLY

No.	REVISIONS	DATE	BY

SCALE: 1" = 20'-0"

DESIGNED BY: SWP

DRAWN BY: SWP

CHECKED BY: JDH

ARUP

Arup US Inc
60 State Street
Boston MA 02109 USA
617.864.2987
www.arup.com

BAPTIST HEALTH SUNRISE HOSPITAL
12401 WEST OAKLAND PARK BOULEVARD
SUNRISE, FLORIDA

SITE LIGHTING AND PHOTOMETRIC CALCULATIONS 7

SEAL: THOMAS PACKER LICENSE No. 92574 STATE OF FLORIDA PROFESSIONAL ENGINEER 7/18/2024

DATE: 07/19/2024

DRAWING NO. E2.07

PROJECT NO. 99-0039-002-01

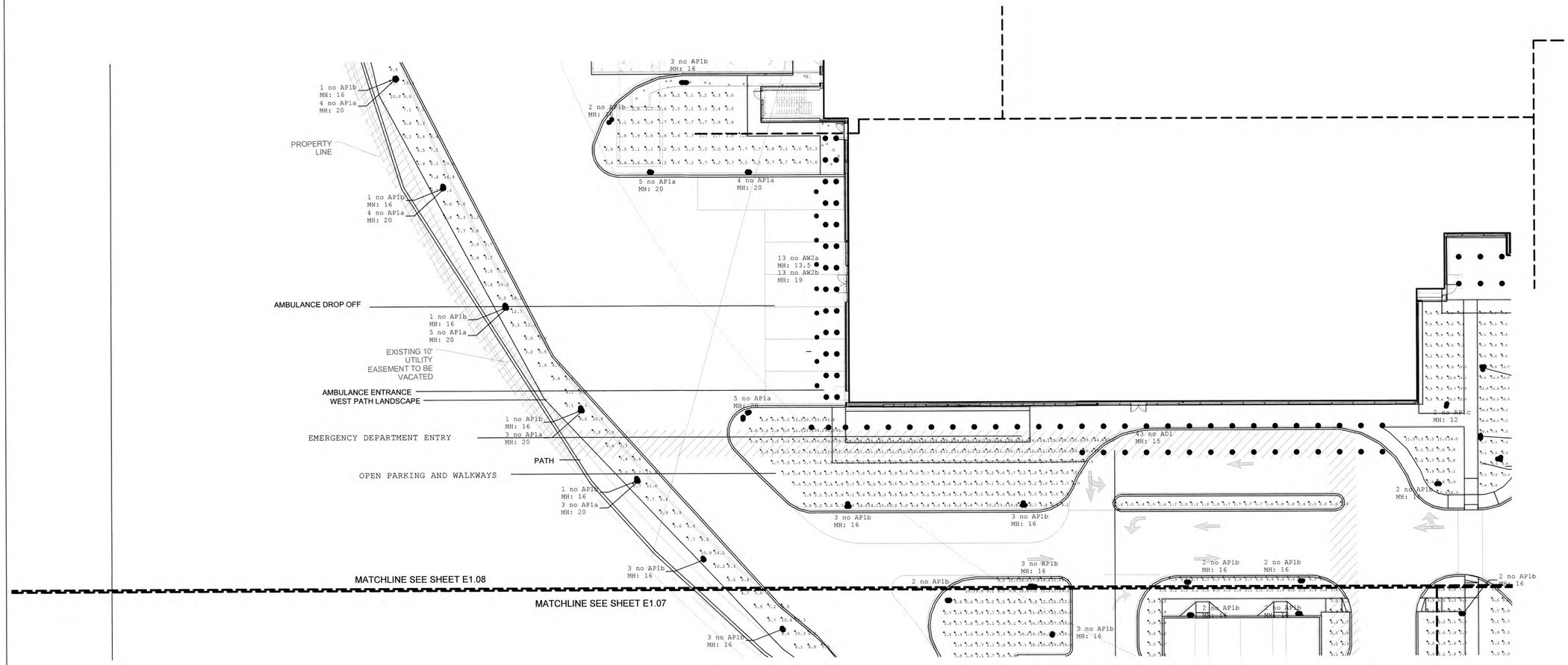

NOTES:

1. MH = MOUNTING HEIGHT

Luminaire Schedule								
Tag	Description	Symbol	Qty	LLF	Luminaire Lumens	Luminaire Watts	Total Watts	Mounting Height
AB1a	Bollard 180 Throw		6	0.800	798	15	90	12
AB1b	Bollard 180 Throw		127	0.800	798	15	1905	3
AB2	Bollard 360 Throw		5	0.800	798	15	75	3
AD1	Surface mounted downlight medium output		104	0.800	4581	41	4264	15
AD2	Surface mounted downlight low output		24	0.800	4581	41	1066	9, 15
AD6	Surface mounted downlight low output 4SL dimmed		46	0.320	4581	41	3866	14.5, 15
AH1	LUL830K4070TA-12		24	0.800	290	4.7	112.8	2.5
AL1a	Flexible Linear		89	0.800	233	4.2	373.8	20
AL1b	Flexible Linear		78	0.800	233	4.2	327.6	2.5
AP1a	20ft Street light		53	0.800	4905	52	2756	20
AP1b	14ft Street light		93	0.800	4905	52	4836	14
AP1c	12ft Street light		4	0.800	4905	52	208	12
AP4	12ft Pedestrian light		104	0.800	3481	46	4784	12
AW1a	Wall Mount 6 ft		6	0.800	2023	26	156	8
AW1b	Wall Mount 12 ft		7	0.800	2023	26	182	12
AW2a	Wall Mount High Output		34	0.800	4905	52	1768	13.5
AW2b	Wall Mount High Output		7	0.800	4905	52	364	19
AW2c	Wall Mount High Output		25	0.800	4905	52	1300	14,719
AW3	Wall Mount High Output		9	0.800	4905	52	468	8

Calculation Summary						
Project: Calc Points - Landscape						
Label	Units	Avg	Max	Min	Avg/Min	Max/Min
East Path Landscape 2	Fc	0.52	30.9	0.0	N.A.	N.A.
North Path Landscape 3	Fc	3.64	17.9	0.1	36.40	179.00
Courtyard Landscape	Fc	8.84	62.0	0.3	29.47	206.67
Open Parking - Walkways Landscap	Fc	3.00	44.8	0.0	N.A.	N.A.
Pine Garden East Landscape	Fc	7.86	22.0	1.9	4.14	11.58
Pine Garden West Landscape	Fc	4.06	10.3	1.5	2.24	6.87
Public Gathering Landscape	Fc	2.58	32.9	0.3	21.80	129.00
West Path Landscape	Fc	5.75	19.2	1.3	4.42	14.77

KEY MAP

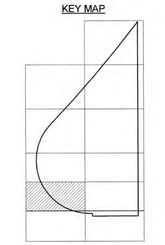

0 10' 20' 40'

SCALE: 1"=20'-0"

LEAVE BLANK - FOR CITY USE ONLY

No.	REVISIONS	DATE	BY

SCALE: 1" = 20'-0"

DESIGNED BY: SWP

DRAWN BY: SWP

CHECKED BY: JDH

ARUP

Arup US Inc
60 State Street
Boston MA 02109 USA
617.864.2987
www.arup.com

BAPTIST HEALTH SUNRISE HOSPITAL
12401 WEST OAKLAND PARK BOULEVARD
SUNRISE, FLORIDA

SITE LIGHTING AND PHOTOMETRIC CALCULATIONS 8

SEAL: THOMAS PACKARD LICENSE No. 92574 STATE OF FLORIDA PROFESSIONAL ENGINEER

7/18/2024

DATE: 07/19/2024

DRAWING NO. E2.08

PROJECT NO. 99-0039-002-01

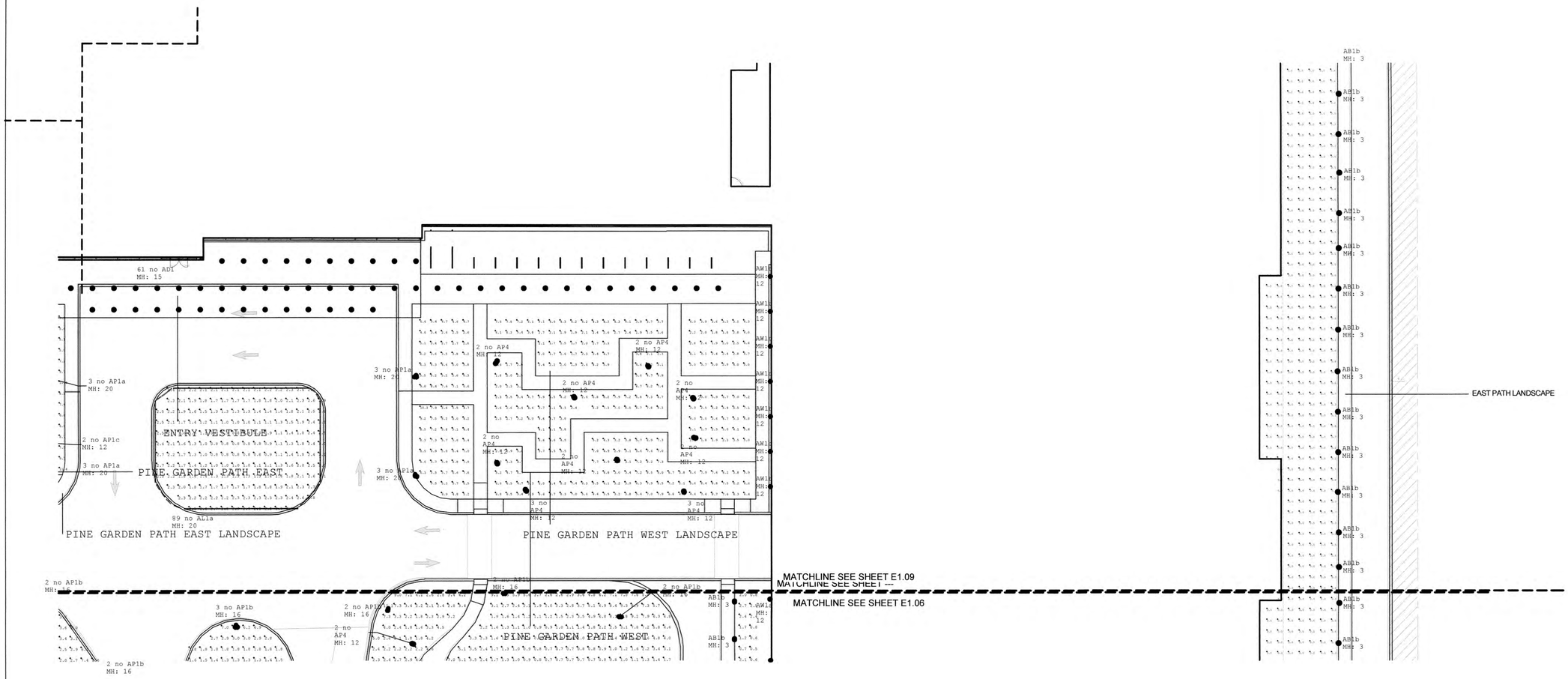

NOTES:

1. MH = MOUNTING HEIGHT

Luminaire Schedule								
Tag	Description	Symbol	Qty	LLF	Luminaire Lumens	Luminaire Watts	Total Watts	Mounting Height
AB1a	Bollard 180 Throw		6	0.800	798	15	90	12
AB1b	Bollard 180 Throw		127	0.800	798	15	1905	3
AB2	Bollard 360 Throw		5	0.800	798	15	75	3
AD1	Surface mounted downlight medium output		104	0.800	4581	41	4264	15
AD2	Surface mounted downlight low output		24	0.800	4581	41	1064	8, 15
AD4	Surface mounted downlight low output 45% dimmed		46	0.520	4581	41	1886	14.5, 15
AH1	LDLEN06030TA-12		24	0.800	298	4.3	132.8	2.5
AL1a	Flexible Linear		89	0.800	233	4.2	373.9	20
AL1b	Flexible Linear		78	0.800	233	4.2	327.6	2.5
AP1a	20ft Street light		53	0.800	4905	52	2756	20
AP1b	14ft Street light		33	0.800	4905	52	1716	14
AP1c	12ft Street light		4	0.800	4905	52	208	12
AP4	12ft Pedestrian light		104	0.800	3681	44	4784	12
AW1a	Wall Mount 8 ft		6	0.800	2023	24	144	8
AW1b	Wall Mount 12 ft		7	0.800	2023	24	182	12
AW2a	Wall Mount High Output		34	0.800	4905	52	1768	13.5
AW2b	Wall Mount High Output		7	0.800	4905	52	364	19
AW2c	Wall Mount High Output		25	0.800	4905	52	1300	24.719
AW3	Wall Mount High Output		9	0.800	4905	52	468	8

Calculation Summary						
Project: Calc Points - Landscape						
Label	Units	Avg	Max	Min	Avg/Min	Max/Min
East Path Landscape 2	Fc	0.52	30.9	0.0	N.A.	N.A.
North Path Landscape 3	Fc	2.44	17.9	0.1	36.40	179.00
Courtyard Landscape	Fc	8.84	62.0	0.3	29.43	206.67
Open Parking + Walkways Landscap	Fc	2.00	44.8	0.0	N.A.	N.A.
Pine Garden East Landscape	Fc	7.86	22.0	1.9	4.14	11.58
Pine Garden West Landscape	Fc	6.86	10.3	1.5	3.24	6.87
Public Gathering Landscape	Fc	2.18	12.9	0.1	21.80	129.00
West Path Landscape	Fc	5.75	19.2	1.3	4.42	14.77

KEY MAP

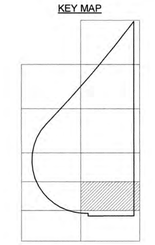

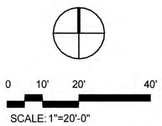

SCALE: 1"=20'-0"

LEAVE BLANK - FOR CITY USE ONLY

No.	REVISIONS	DATE	BY

SCALE: 1" = 20'-0"

DESIGNED BY: SWP

DRAWN BY: SWP

CHECKED BY: JDH

ARUP

Arup US Inc
60 State Street
Boston MA 02109 USA
617.864.2987
www.arup.com

BAPTIST HEALTH SUNRISE HOSPITAL
12401 WEST OAKLAND PARK BOULEVARD
SUNRISE, FLORIDA

SITE LIGHTING AND PHOTOMETRIC CALCULATIONS 9

THOMAS PACKER LICENSED No. 92574 STATE OF FLORIDA PROFESSIONAL ENGINEER

7/18/2024

SEAL

DATE: 07/19/2024

DRAWING NO. E2.09

PROJECT NO. 99-0039-002-01

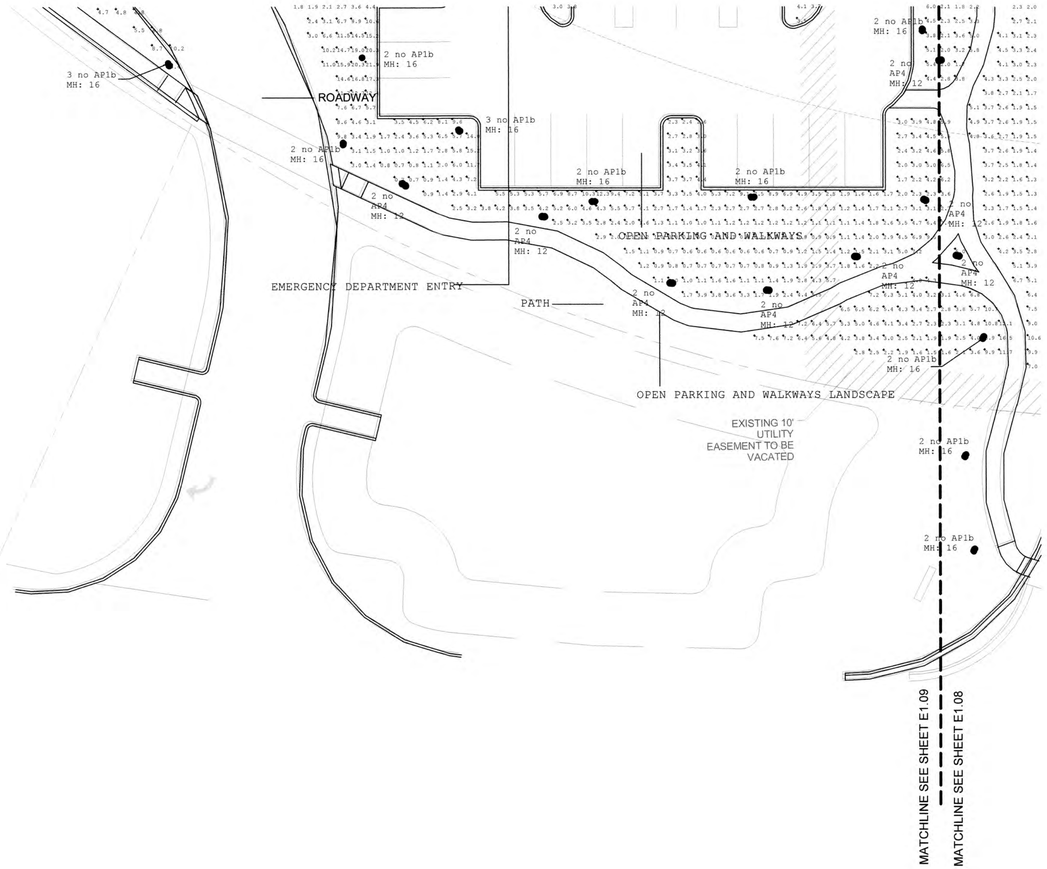

NOTES:

1. MH = MOUNTING HEIGHT

Luminaire Schedule								
Tag	Description	Symbol	Qty	LLF	Luminaire Lumens	Luminaire Watts	Total Watts	Mounting Height
AB1a	Bollard IP0 Throw		6	0.800	798	15	90	12
AB1b	Bollard IR0 Throw		127	0.800	798	15	1905	3
AB2	Bollard R45 Throw		5	0.800	798	15	75	3
AD1	Surface mounted downlight medium output		104	0.800	4581	41	4264	15
AD2	Surface mounted downlight low output		24	0.800	4581	41	1066	9, 15
AD4	Surface mounted downlight low output 45% dimmed		46	0.320	4581	41	1884	14.5, 15
AE1	LPS30E6070PA-13		24	0.800	290	4.7	112.8	2.5
AL1a	Flexible Linear		89	0.800	233	4.2	373.8	20
AL1b	Flexible Linear		78	0.800	233	4.2	327.6	2.5
AP1a	20ft Street light		53	0.800	4905	52	2756	20
AP1b	14ft Street light		93	0.800	4905	52	4836	14
AP1c	12ft Street light		4	0.800	4905	52	208	12
AP4	12ft Pedestrian light		104	0.800	3481	46	4784	12
AW1a	Wall Mount 8 ft		6	0.800	2023	26	156	8
AW1b	Wall Mount 12 ft		7	0.800	2023	26	182	12
AW2a	Wall Mount High Output		34	0.800	4905	52	1768	13.5
AW2b	Wall Mount High Output		7	0.800	4905	52	364	19
AW2C	Wall Mount High Output		25	0.800	4905	52	1300	24.719
AW3	Wall Mount High Output		9	0.800	4905	52	468	8

Calculation Summary						
Project: Calc Points - Landscape						
Label	Units	Avg	Max	Min	Avg/Min	Max/Min
East Path Landscape 2	Fc	0.53	30.9	0.0	N.A.	N.A.
North Path Landscape 3	Fc	3.44	17.9	0.1	34.40	179.00
Courtyard Landscape	Fc	9.84	42.0	0.1	98.47	204.67
Open Parking + Walkways Landscap	Fc	3.00	84.9	0.0	N.A.	N.A.
Pine Garden East Landscape	Fc	7.86	22.0	1.9	4.14	11.58
Pine Garden West Landscape	Fc	4.84	10.3	1.5	3.24	6.87
Public Gathering Landscape	Fc	2.18	12.9	0.1	21.80	129.00
West Path Landscape	Fc	5.75	19.2	1.3	4.42	14.77

KEY MAP

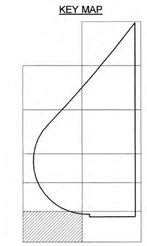

0 10' 20' 40'

SCALE: 1"=20'-0"

LEAVE BLANK - FOR CITY USE ONLY

No.	REVISIONS	DATE	BY

SCALE: 1" = 20'-0"

DESIGNED BY: SWP

DRAWN BY: SWP

CHECKED BY: JDH

ARUP

Arup US Inc
60 State Street
Boston MA 02109 USA
617.864.2987
www.arup.com

BAPTIST HEALTH SUNRISE HOSPITAL
12401 WEST OAKLAND PARK BOULEVARD
SUNRISE, FLORIDA

LANDSCAPE LIGHTING AND PHOTOMETRIC CALCULATIONS
10

SEAL: THOMAS PACKER LICENSE No. 92574 STATE OF FLORIDA PROFESSIONAL ENGINEER 7/18/2024

DATE: 07/19/2024

DRAWING NO. E2.10

PROJECT NO. 99-0039-002-01

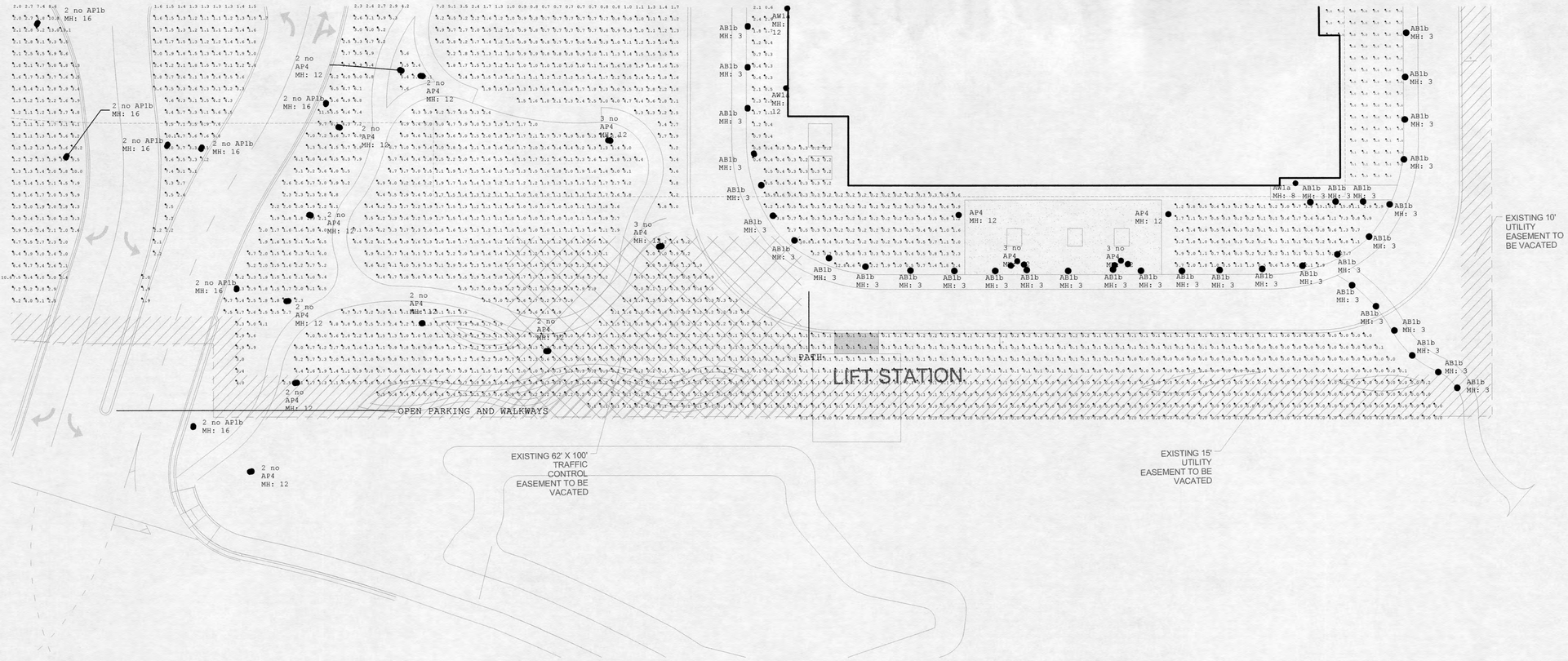

NOTES:

1. MH = MOUNTING HEIGHT

Luminaire Schedule

Tag	Description	Symbol	Qty	LLF	Luminaire Lumens	Luminaire Watts	Total Watts	Mounting Height
AB1a	Bollard 180 Throw		6	0.800	798	15	90	12
AB1b	Bollard 180 Throw		127	0.800	798	15	1905	3
AB2	Bollard 360 Throw		5	0.800	798	15	75	3
AD1	Surface mounted downlight medium output		104	0.800	4581	41	4264	15
AD2	Surface mounted downlight low output		26	0.800	4581	41	1066	9, 13
AD4	Surface mounted downlight low output 45% dimmed		44	0.320	4581	41	1804	14.5, 15
AE1	LDL230X6070TA-12		24	0.800	290	4.7	112.8	2.5
AL1a	Flexible Linear		89	0.800	233	4.2	373.8	20
AL1b	Flexible Linear		78	0.800	233	4.2	327.6	2.5
AP1a	20ft Street light		53	0.800	4905	52	2756	20
AP1b	16ft Street light		93	0.800	4905	52	4836	16
AP1c	12ft Street light		4	0.800	4905	52	208	12
AP4	12ft Pedestrian light		104	0.800	3681	44	4784	12
AW1a	Wall Mount 8 ft		6	0.800	2023	24	144	8
AW1b	Wall Mount 12 ft		7	0.800	2023	24	182	12
AW2a	Wall Mount High Output		34	0.800	4905	52	1768	13.5
AW2b	Wall Mount High Output		7	0.800	4905	52	364	19
AW2c	Wall Mount High Output		25	0.800	4905	52	1300	24,719
AW3	Wall Mount High Output		9	0.800	4905	52	468	8

Calculation Summary

Project: Calc Points - Landscape						
Label	Units	Avg	Max	Min	Avg/Min	Max/Min
East Path Landscape 2	Fc	0.52	30.9	0.0	N.A.	N.A.
North Path Landscape 3	Fc	3.44	17.9	0.1	34.40	179.00
Courtyard Landscape	Fc	8.84	62.0	0.3	29.47	206.67
Open Parking + Walkways Landscap	Fc	3.00	44.8	0.0	N.A.	N.A.
Pine Garden East Landscape	Fc	3.86	22.0	1.9	4.14	11.58
Pine Garden West Landscape	Fc	4.84	10.3	1.5	3.24	6.87
Public Gathering Landscape	Fc	2.18	12.9	0.1	21.80	129.00
West Path Landscape	Fc	5.75	19.2	1.3	4.42	14.77

KEY MAP

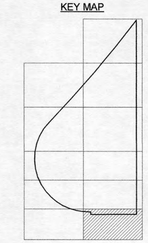

0 10' 20' 40'

SCALE: 1"=20'-0"

LEAVE BLANK - FOR CITY USE ONLY

No.	REVISIONS	DATE	BY

SCALE: 1" = 20'-0"

DESIGNED BY: SWP

DRAWN BY: SWP

CHECKED BY: JDH

ARUP

Arup US Inc
60 State Street
Boston MA 02109 USA
617.864.2987
www.arup.com

BAPTIST HEALTH SUNRISE HOSPITAL
12401 WEST OAKLAND PARK BOULEVARD
SUNRISE, FLORIDA

LANDSCAPE LIGHTING AND PHOTOMETRIC CALCULATIONS
11

SEAL: THOMAS PACKER LICENSE No. 92574 STATE OF FLORIDA PROFESSIONAL ENGINEER

7/18/2024

DATE: 07/19/2024

DRAWING NO. E2.11

PROJECT NO. 99-0039-002-01



a Detail a - Horizontal Light Spill Calculation

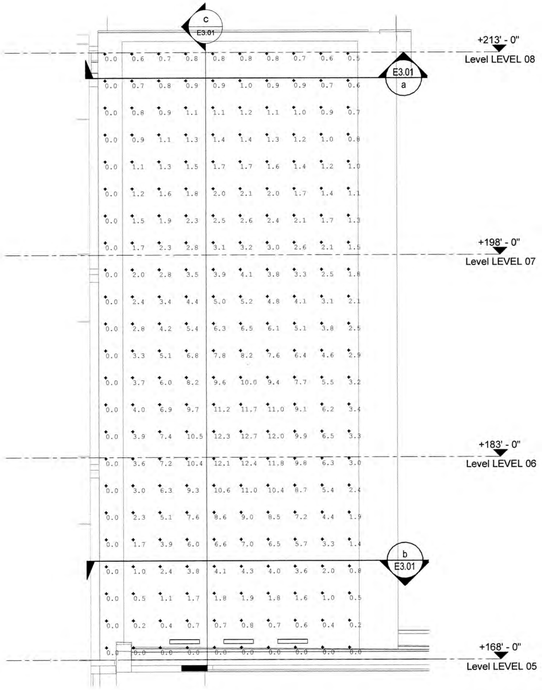

1 Photometric Calculation - North Elevation

3/16" = 1'-0"

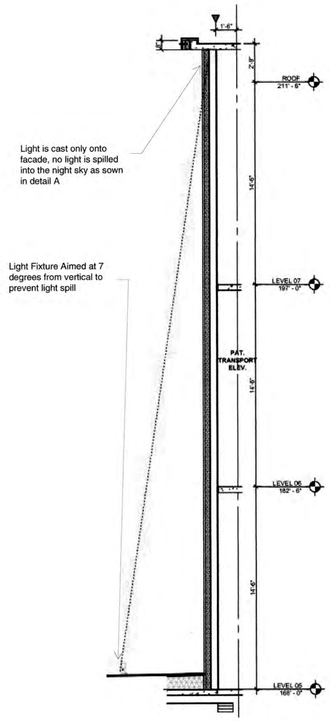

c Section C

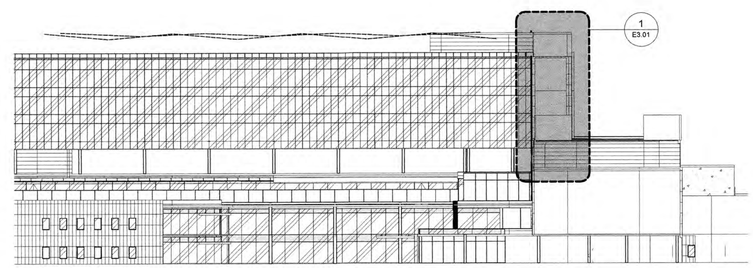

2 Facade Lighting - North Elevation Key Plan

1" = 40'-0"

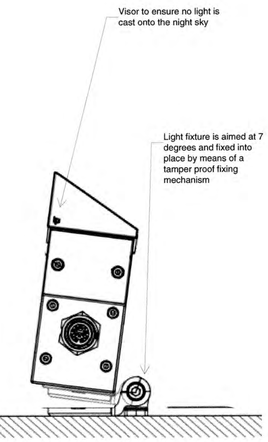

Fixture Detail

1/4" = 1'-0"

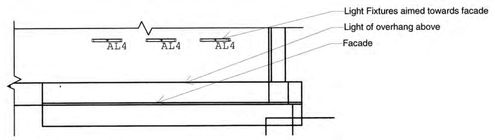

b Plan View

North Elevation
Detail 1

Calculation Summary									
Label	CalcType	Units	Avg	Max	Min	Avg/Min	Max/Min	Targets	Referenced Code
CEP Wall_West	Illuminance	Fc	1.42	4.2	0.0	N.A.	N.A.	Maximum E(h) 5 fc Avg	City of Sunrise Sec. 16-140
North Elevation_Vertical	Illuminance	Fc	3.29	12.7	0.0	N.A.	N.A.	Maximum E(h) 5 fc Avg	City of Sunrise Sec. 16-140
North Wall_Spill	Illuminance	Fc	0.00	0.0	0.0	N.A.	N.A.	Maximum E(h) 0 fc	
South Elevation_Vertical	Illuminance	Fc	4.33	8.8	1.5	2.89	5.87	Maximum E(h) 5 fc Avg	City of Sunrise Sec. 16-140
South Opening_Spill	Illuminance	Fc	0.00	0.0	0.0	N.A.	N.A.	Maximum E(h) 0 fc	
South Opening_Ceiling	Illuminance	Fc	4.49	6.6	0.7	6.41	9.43	Maximum E(h) 5 fc Avg	City of Sunrise Sec. 16-140
South Opening_East Facing Vertical	Illuminance	Fc	0.07	0.2	0.0	N.A.	N.A.	Maximum E(h) 5 fc Avg	City of Sunrise Sec. 16-140
South Opening_West Facing Vertical	Illuminance	Fc	0.03	0.1	0.0	N.A.	N.A.	Maximum E(h) 5 fc Avg	City of Sunrise Sec. 16-140
Wall CEP_1	Illuminance	Fc	0.24	0.8	0.0	N.A.	N.A.	Maximum E(h) 5 fc Avg	City of Sunrise Sec. 16-140
Wall CEP_2	Illuminance	Fc	0.29	1.0	0.0	N.A.	N.A.	Maximum E(h) 5 fc Avg	City of Sunrise Sec. 16-140
West Elevation_Vertical Left	Illuminance	Fc	0.31	2.5	0.0	N.A.	N.A.	Maximum E(h) 5 fc Avg	City of Sunrise Sec. 16-140
West Elevation_Vertical Left_1	Illuminance	Fc	3.30	11.2	0.0	N.A.	N.A.	Maximum E(h) 5 fc Avg	City of Sunrise Sec. 16-140
West Elevation_Vertical Right	Illuminance	Fc	3.62	11.3	0.0	N.A.	N.A.	Maximum E(h) 5 fc Avg	City of Sunrise Sec. 16-140
West Wall Left_Spill	Illuminance	Fc	0.00	0.0	0.0	N.A.	N.A.	Maximum E(h) 0 fc	
West Wall Right_Spill	Illuminance	Fc	0.00	0.0	0.0	N.A.	N.A.	Maximum E(h) 0 fc	

Lighting Calculations Summary

Luminaire Schedule							
Tag	Description	Symbol	Qty	LLF	Luminaire Lumens	Luminaire Watts	Total Watts
AL4	LFM-120_277-24-22W-OPTIDRIVE_27K-NAS-HFR-DMX_RDM		11	1.000	1622	39.4	433.4
AL2	RGBW Narrow beam uplight w/ visor, low output		28	0.490	794	16.1	450.8
AL3	RGBW Narrow beam uplight w/ visor		11	0.700	794	16.1	177.1

Luminaire schedule

LEAVE BLANK - FOR CITY USE ONLY

No.	REVISIONS	DATE	BY

SCALE: NTS
DESIGNED BY: SWP
DRAWN BY: SWP
CHECKED BY: JDH

ARUP
Arup US Inc
60 State Street
Boston MA 02109 USA
617.864.2987
www.arup.com

BAPTIST HEALTH SUNRISE HOSPITAL
12401 WEST OAKLAND PARK BOULEVARD
SUNRISE, FLORIDA

FAÇADE LIGHTING
SCHEDULES AND DETAILS
SHEET 1

7/18/2024
SEAL: THOMAS PACKER LICENSE No. 92574 STATE OF FLORIDA PROFESSIONAL ENGINEER

DATE: 07/19/2024
DRAWING NO. E3.01
PROJECT NO. 99-0039-002-01

Detail a 1 - Light Spill

a Detail a
Photometric Calculation of underside of reveal

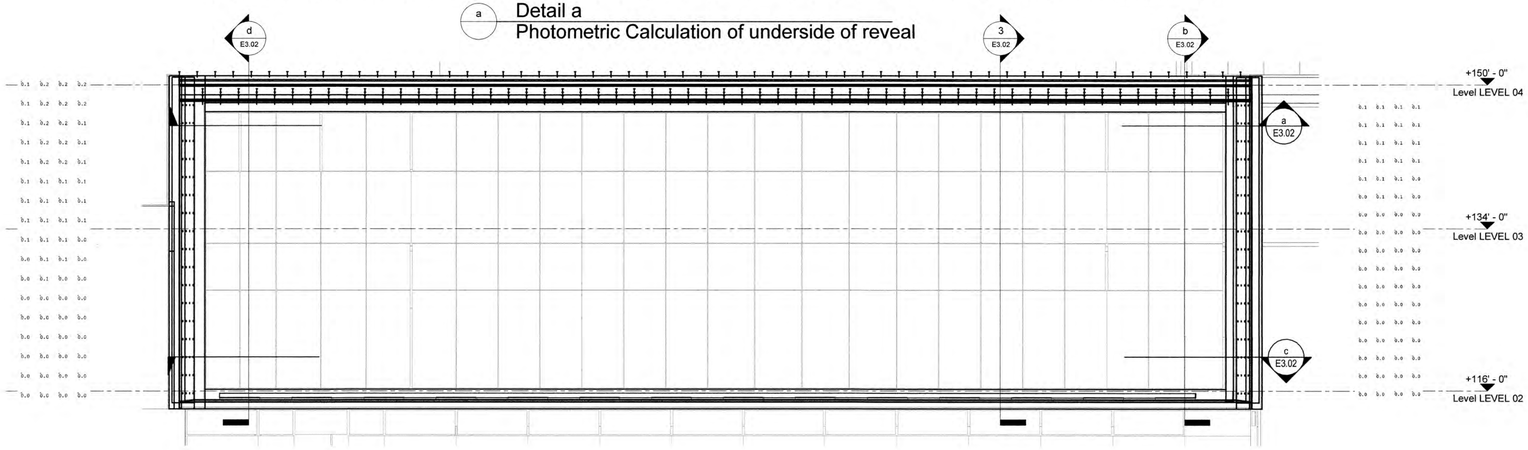

d Detail d
Photometric Calculation Side reveal

1 Photometric Calculation - South Elevation
1/8" = 1'-0"

b Detail b
Photometric Calculation - side reveal

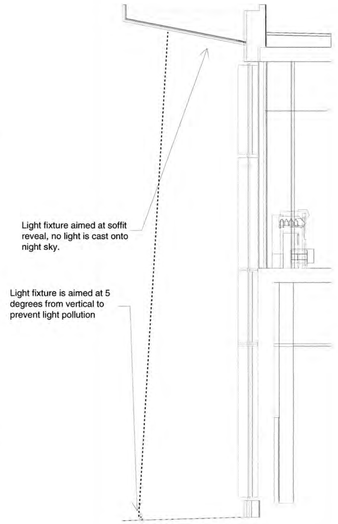

3 South Section

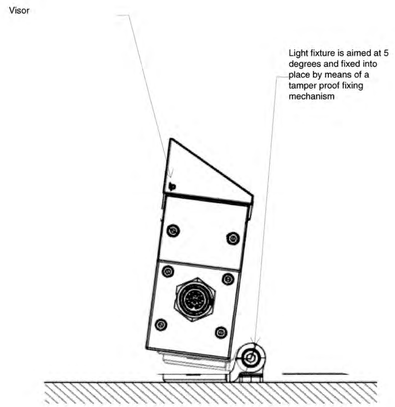

Fixture Detail



c Detail c Plan View

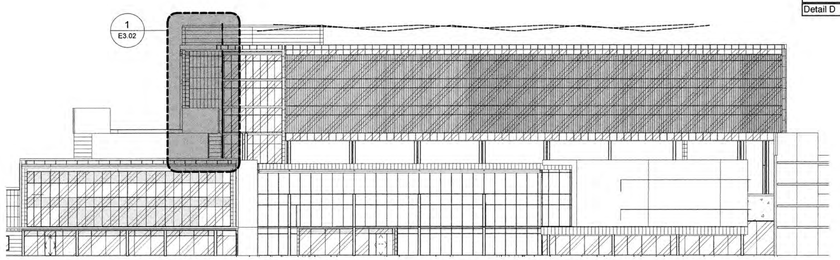

2 Facade Lighting - South
1" = 40'-0"

Detail A
Detail A1
Detail B
Detail D

Calculation Summary									
Label	CalcType	Units	Avg	Max	Min	Avg/Min	Max/Min	Targets	Referenced Code
CEP Wall_West	Illuminance	Fc	1.42	4.2	0.0	N.A.	N.A.	Maximum E(h) 5 fc Avg	City of Sunrise Sec. 16-140
North Elevation_Vertical	Illuminance	Fc	3.29	12.7	0.0	N.A.	N.A.	Maximum E(h) 5 fc Avg	City of Sunrise Sec. 16-140
North Wall_Spill	Illuminance	Fc	0.00	0.0	0.0	N.A.	N.A.	Maximum E(h) 0 fc	
South Elevation_Vertical	Illuminance	Fc	4.33	8.8	1.5	2.89	5.87	Maximum E(h) 5 fc Avg	City of Sunrise Sec. 16-140
South Opening_Spill	Illuminance	Fc	0.00	0.0	0.0	N.A.	N.A.	Maximum E(h) 0 fc	
South Opening_Ceiling	Illuminance	Fc	4.49	6.6	0.7	6.41	9.43	Maximum E(h) 5 fc Avg	City of Sunrise Sec. 16-140
South Opening_East Facing Vertical	Illuminance	Fc	0.07	0.2	0.0	N.A.	N.A.	Maximum E(h) 5 fc Avg	City of Sunrise Sec. 16-140
South Opening_West Facing Vertical	Illuminance	Fc	0.03	0.1	0.0	N.A.	N.A.	Maximum E(h) 5 fc Avg	City of Sunrise Sec. 16-140
Wall CEP_1	Illuminance	Fc	0.24	0.8	0.0	N.A.	N.A.	Maximum E(h) 5 fc Avg	City of Sunrise Sec. 16-140
Wall CEP_2	Illuminance	Fc	0.29	1.0	0.0	N.A.	N.A.	Maximum E(h) 5 fc Avg	City of Sunrise Sec. 16-140
West Elevation_Vertical Left	Illuminance	Fc	0.31	2.5	0.0	N.A.	N.A.	Maximum E(h) 5 fc Avg	City of Sunrise Sec. 16-140
West Elevation_Vertical Left_1	Illuminance	Fc	3.30	11.2	0.0	N.A.	N.A.	Maximum E(h) 5 fc Avg	City of Sunrise Sec. 16-140
West Elevation_Vertical Right	Illuminance	Fc	3.62	11.3	0.0	N.A.	N.A.	Maximum E(h) 5 fc Avg	City of Sunrise Sec. 16-140
West Wall Left_Spill	Illuminance	Fc	0.00	0.0	0.0	N.A.	N.A.	Maximum E(h) 0 fc	
West Wall Right_Spill	Illuminance	Fc	0.00	0.0	0.0	N.A.	N.A.	Maximum E(h) 0 fc	

Lighting Calculations Summary

Luminaire Schedule							
Tag	Description	Symbol	Qty	LLF	Luminaire Lumens	Luminaire Watts	Total Watts
AL4	LEM-120_277-24-22W-OPTIDRIVE_27K-NAS-HFR-DMX_RDM		11	1.000	1622	39.4	433.4
AL2	RGBW Narrow beam uplight w/ visor, low output		28	0.490	794	16.1	450.8
AL3	RGBW Narrow beam uplight w/ visor		11	0.700	794	16.1	177.1

Luminaire schedule

LEAVE BLANK - FOR CITY USE ONLY

No.	REVISIONS	DATE	BY

SCALE: NTS
DESIGNED BY: SWP
DRAWN BY: SWP
CHECKED BY: JDH

ARUP
Arup US Inc
60 State Street
Boston MA 02109 USA
617.864.2987
www.arup.com

BAPTIST HEALTH SUNRISE HOSPITAL
12401 WEST OAKLAND PARK BOULEVARD
SUNRISE, FLORIDA

FAÇADE LIGHTING
SCHEDULES AND DETAILS
SHEET 2

SEAL: THOMAS PACKER LICENSE No. 92574 STATE OF FLORIDA PROFESSIONAL ENGINEER
7/18/2024

DATE: 07/19/2024
DRAWING NO. E3.02
PROJECT NO. 99-0039-002-01

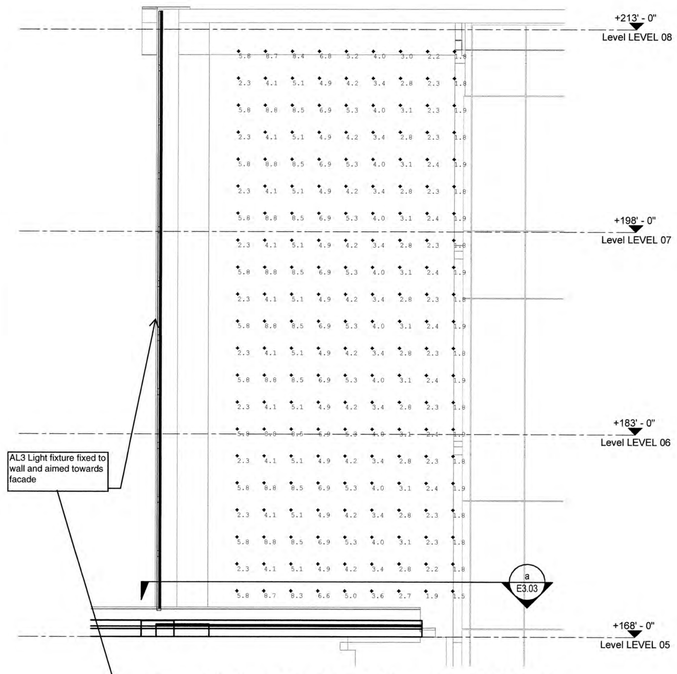

1 Photometric Calculation - South Elevation
3/16" = 1'-0"

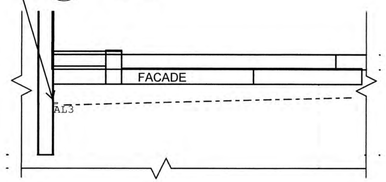

a Detail a

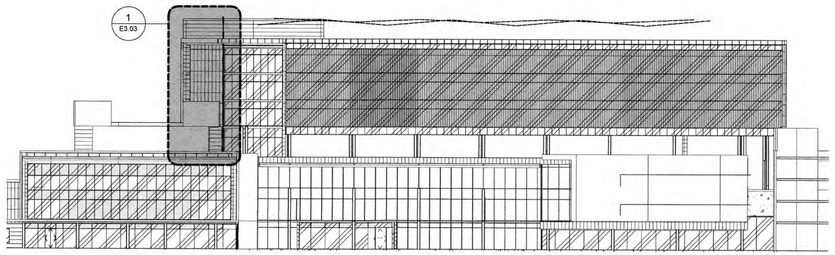

3 Facade Lighting - South
1" = 40'-0"

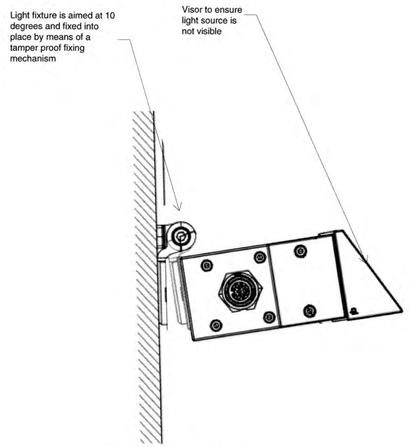

Fixture Detail

Elevation 1

Calculation Summary									
Label	CalcType	Units	Avg	Max	Min	Avg/Min	Max/Min	Targets	Referenced Code
CEP Wall West	Illuminance	Fc	1.42	4.2	0.0	N.A.	N.A.	Maximum E(h) 5 fc Avg	City of Sunrise Sec. 16-140
North Elevation Vertical	Illuminance	Fc	3.29	12.7	0.0	N.A.	N.A.	Maximum E(h) 5 fc Avg	City of Sunrise Sec. 16-140
North Wall Spill	Illuminance	Fc	0.00	0.0	0.0	N.A.	N.A.	Maximum E(h) 0 fc	
South Elevation Vertical	Illuminance	Fc	4.33	8.8	1.5	2.89	5.87	Maximum E(h) 5 fc Avg	City of Sunrise Sec. 16-140
South Opening Spill	Illuminance	Fc	0.00	0.0	0.0	N.A.	N.A.	Maximum E(h) 0 fc	
South Opening Ceiling	Illuminance	Fc	4.49	6.6	0.7	6.41	9.43	Maximum E(h) 5 fc Avg	City of Sunrise Sec. 16-140
South Opening East Facing Vertical	Illuminance	Fc	0.07	0.2	0.0	N.A.	N.A.	Maximum E(h) 5 fc Avg	City of Sunrise Sec. 16-140
South Opening West Facing Vertical	Illuminance	Fc	0.03	0.1	0.0	N.A.	N.A.	Maximum E(h) 5 fc Avg	City of Sunrise Sec. 16-140
Wall CEP_1	Illuminance	Fc	0.24	0.8	0.0	N.A.	N.A.	Maximum E(h) 5 fc Avg	City of Sunrise Sec. 16-140
Wall CEP_2	Illuminance	Fc	0.29	1.0	0.0	N.A.	N.A.	Maximum E(h) 5 fc Avg	City of Sunrise Sec. 16-140
West Elevation Vertical Left	Illuminance	Fc	0.31	2.5	0.0	N.A.	N.A.	Maximum E(h) 5 fc Avg	City of Sunrise Sec. 16-140
West Elevation Vertical Left_1	Illuminance	Fc	3.30	11.2	0.0	N.A.	N.A.	Maximum E(h) 5 fc Avg	City of Sunrise Sec. 16-140
West Elevation Vertical Right	Illuminance	Fc	3.62	11.3	0.0	N.A.	N.A.	Maximum E(h) 5 fc Avg	City of Sunrise Sec. 16-140
West Wall Left Spill	Illuminance	Fc	0.00	0.0	0.0	N.A.	N.A.	Maximum E(h) 0 fc	
West Wall Right Spill	Illuminance	Fc	0.00	0.0	0.0	N.A.	N.A.	Maximum E(h) 0 fc	

Luminaire Schedule							
Tag	Description	Symbol	Qty	LLF	Luminaire Lumens	Luminaire Watts	Total Watts
AL4	LFM-120_277-24-22W-OPTIDRIVE_27K-NAS-HFR-DMX_RDM		11	1.000	1622	39.4	433.4
AL2	RGBW Narrow beam uplight w/ visor, low output		28	0.490	794	16.1	450.8
AL3	RGBW Narrow beam uplight w/ visor		11	0.700	794	16.1	177.1

Lighting Calculations Summary

LEAVE BLANK - FOR CITY USE ONLY

No.	REVISIONS	DATE	BY

SCALE: NTS
DESIGNED BY: SWP
DRAWN BY: SWP
CHECKED BY: JDH

ARUP
Arup US Inc
60 State Street
Boston MA 02109 USA
617.864.2987
www.arup.com

BAPTIST HEALTH SUNRISE HOSPITAL
12401 WEST OAKLAND PARK BOULEVARD
SUNRISE, FLORIDA

FAÇADE LIGHTING
SCHEDULES AND DETAILS
SHEET 3

7/18/2024
THOMAS PACKER LICENSE No. 92574 STATE OF FLORIDA PROFESSIONAL ENGINEER
SEAL:

DATE: 07/19/2024
DRAWING NO. E3.03
PROJECT NO. 99-0039-002-01



1 Photometric Calculation - West Elevation
3/16" = 1'-0"

c Detail c



b Detail b

a Detail a

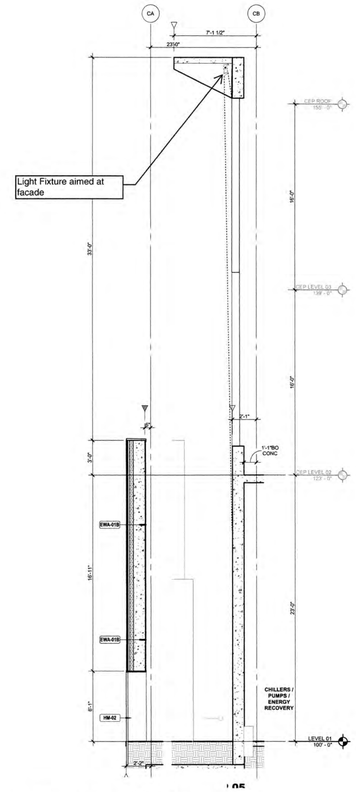

3 West Section

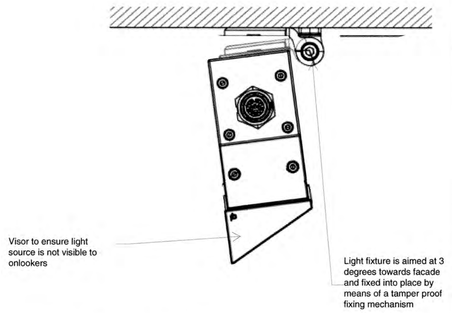

Fixture Detail

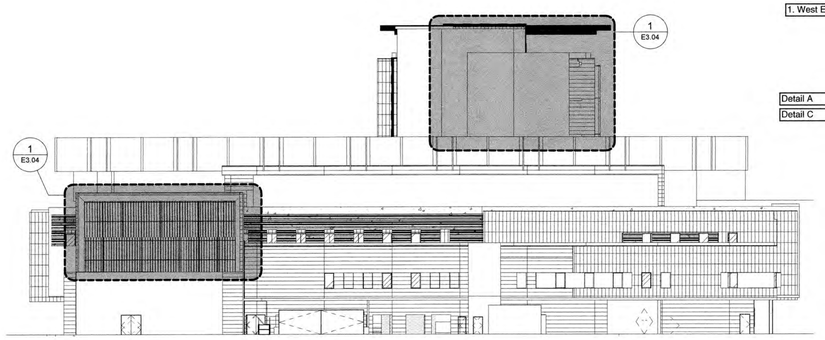

2 Facade Lighting - West
1" = 30'-0"

Calculation Summary									
Label	CalcType	Units	Avg	Max	Min	Avg/Min	Max/Min	Targets	Referenced Code
CEP Wall_West	Illuminance	Fc	1.42	4.2	0.0	N.A.	N.A.	Maximum E(h) 5 fc Avg	City of Sunrise Sec. 16-140
North Elevation_Vertical	Illuminance	Fc	3.29	12.7	0.0	N.A.	N.A.	Maximum E(h) 5 fc Avg	City of Sunrise Sec. 16-140
North Wall_Spill	Illuminance	Fc	0.00	0.0	0.0	N.A.	N.A.	Maximum E(h) 0 fc	
South Elevation_Vertical	Illuminance	Fc	4.33	8.8	1.5	2.89	5.87	Maximum E(h) 5 fc Avg	City of Sunrise Sec. 16-140
South Opening_Spill	Illuminance	Fc	0.00	0.0	0.0	N.A.	N.A.	Maximum E(h) 0 fc	
South Opening_Ceiling	Illuminance	Fc	4.49	6.6	0.7	6.41	9.43	Maximum E(h) 5 fc Avg	City of Sunrise Sec. 16-140
South Opening_East Facing Vertical	Illuminance	Fc	0.07	0.2	0.0	N.A.	N.A.	Maximum E(h) 5 fc Avg	City of Sunrise Sec. 16-140
South Opening_West Facing Vertical	Illuminance	Fc	0.03	0.1	0.0	N.A.	N.A.	Maximum E(h) 5 fc Avg	City of Sunrise Sec. 16-140
Wall CEP_1	Illuminance	Fc	0.24	0.8	0.0	N.A.	N.A.	Maximum E(h) 5 fc Avg	City of Sunrise Sec. 16-140
Wall CEP_2	Illuminance	Fc	0.29	1.0	0.0	N.A.	N.A.	Maximum E(h) 5 fc Avg	City of Sunrise Sec. 16-140
West Elevation_Vertical Left	Illuminance	Fc	0.31	2.5	0.0	N.A.	N.A.	Maximum E(h) 5 fc Avg	City of Sunrise Sec. 16-140
West Elevation_Vertical Left_1	Illuminance	Fc	3.30	11.2	0.0	N.A.	N.A.	Maximum E(h) 5 fc Avg	City of Sunrise Sec. 16-140
West Elevation_Vertical Right	Illuminance	Fc	3.62	11.3	0.0	N.A.	N.A.	Maximum E(h) 5 fc Avg	City of Sunrise Sec. 16-140
West Wall Left_Spill	Illuminance	Fc	0.00	0.0	0.0	N.A.	N.A.	Maximum E(h) 0 fc	
West Wall Right_Spill	Illuminance	Fc	0.00	0.0	0.0	N.A.	N.A.	Maximum E(h) 0 fc	

Lighting Calculations Summary

Luminaire Schedule							
Tag	Description	Symbol	Qty	LLF	Luminaire Lumens	Luminaire Watts	Total Watts
AL4	LFM-120_277-24-22W-OPTIDRIVE_27K-NAS-HFR-DMX_RDM		11	1.000	1622	39.4	433.4
AL2	RGBW Narrow beam uplight w/ visor, low output		28	0.490	794	16.1	450.8
AL3	RGBW Narrow beam uplight w/ visor		11	0.700	794	16.1	177.1

Luminaire Schedule

LEAVE BLANK - FOR CITY USE ONLY

No.	REVISIONS	DATE	BY

SCALE: NTS
DESIGNED BY: SWP
DRAWN BY: SWP
CHECKED BY: JDH

ARUP
Arup US Inc
60 State Street
Boston MA 02109 USA
617.864.2987
www.arup.com

BAPTIST HEALTH SUNRISE HOSPITAL
12401 WEST OAKLAND PARK BOULEVARD
SUNRISE, FLORIDA

FAÇADE LIGHTING
SCHEDULES AND DETAILS
SHEET 4

SEAL: THOMAS PACKER LICENSE No. 92574 STATE OF FLORIDA PROFESSIONAL ENGINEER
7/18/2024

DATE: 07/19/2024
DRAWING NO. E3.04
PROJECT NO. 99-0039-002-01

a Detail a - Light Spill
Horizontal Photometric Calculation

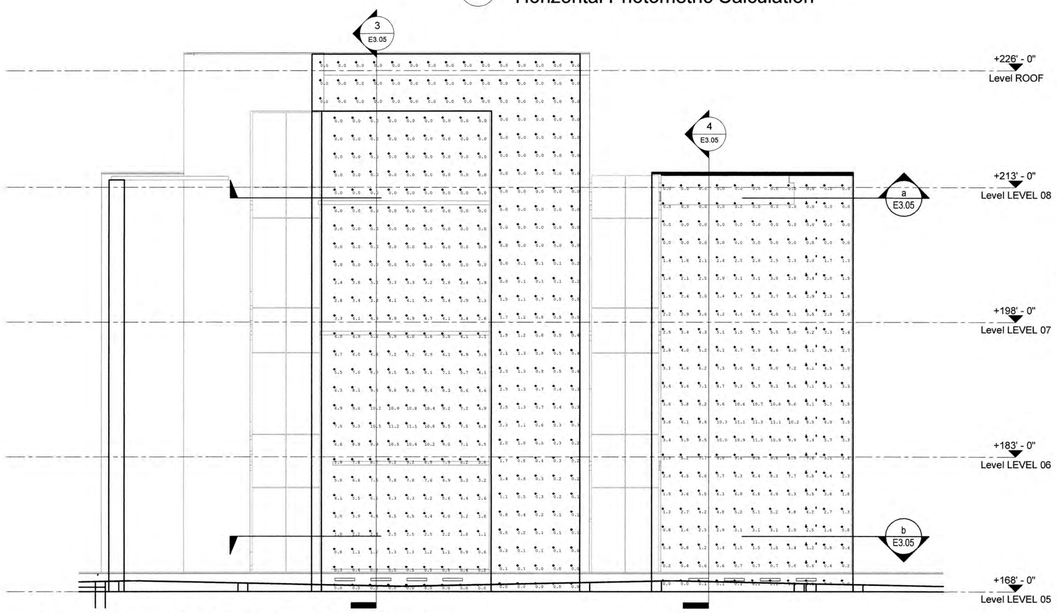

1 Photometric Calculation - West Elevation
1/8" = 1'-0"

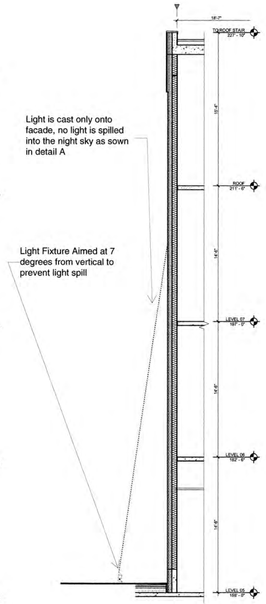

3 Section

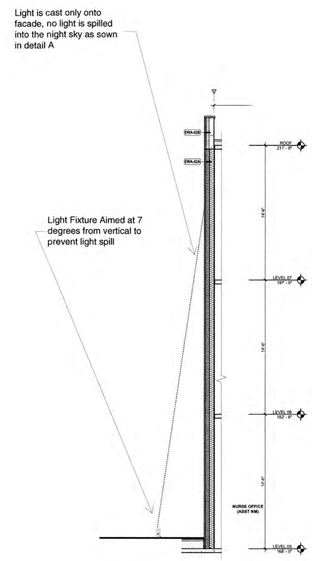

4 Section



Fixture Detail
1/4" = 1'-0"

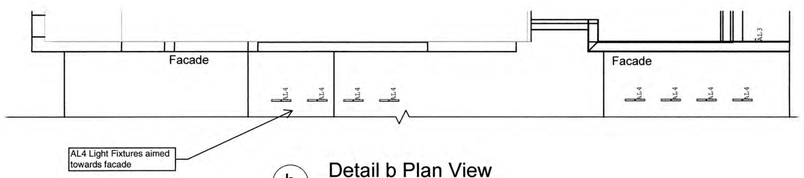

b Detail b Plan View

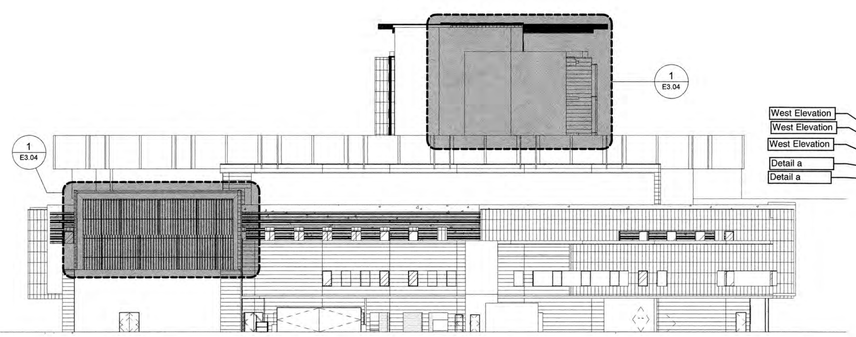

2 Facade Lighting - West
1" = 30'-0"

Calculation Summary									
Label	CalcType	Units	Avg	Max	Min	Avg/Min	Max/Min	Targets	Referenced Code
CEP Wall_West	Illuminance	Fc	1.42	4.2	0.0	N.A.	N.A.	Maximum E(h) 5 fc Avg	City of Sunrise Sec. 16-140
North Elevation_Vertical	Illuminance	Fc	3.29	12.7	0.0	N.A.	N.A.	Maximum E(h) 5 fc Avg	City of Sunrise Sec. 16-140
North Wall_Spill	Illuminance	Fc	0.00	0.0	0.0	N.A.	N.A.	Maximum E(h) 0 fc	
South Elevation_Vertical	Illuminance	Fc	4.33	8.8	1.5	2.89	5.87	Maximum E(h) 5 fc Avg	City of Sunrise Sec. 16-140
South Opening_Spill	Illuminance	Fc	0.00	0.0	0.0	N.A.	N.A.	Maximum E(h) 0 fc	
South Opening_Ceiling	Illuminance	Fc	4.49	6.6	0.7	6.41	9.43	Maximum E(h) 5 fc Avg	City of Sunrise Sec. 16-140
South Opening_East Facing Vertical	Illuminance	Fc	0.07	0.2	0.0	N.A.	N.A.	Maximum E(h) 5 fc Avg	City of Sunrise Sec. 16-140
South Opening_West Facing Vertical	Illuminance	Fc	0.03	0.1	0.0	N.A.	N.A.	Maximum E(h) 5 fc Avg	City of Sunrise Sec. 16-140
Wall CEP_1	Illuminance	Fc	0.24	0.8	0.0	N.A.	N.A.	Maximum E(h) 5 fc Avg	City of Sunrise Sec. 16-140
Wall CEP_2	Illuminance	Fc	0.29	1.0	0.0	N.A.	N.A.	Maximum E(h) 5 fc Avg	City of Sunrise Sec. 16-140
West Elevation_Vertical Left	Illuminance	Fc	0.31	2.5	0.0	N.A.	N.A.	Maximum E(h) 5 fc Avg	City of Sunrise Sec. 16-140
West Elevation_Vertical Left_1	Illuminance	Fc	3.30	11.2	0.0	N.A.	N.A.	Maximum E(h) 5 fc Avg	City of Sunrise Sec. 16-140
West Elevation_Vertical Right	Illuminance	Fc	3.62	11.3	0.0	N.A.	N.A.	Maximum E(h) 5 fc Avg	City of Sunrise Sec. 16-140
West Wall Left_Spill	Illuminance	Fc	0.00	0.0	0.0	N.A.	N.A.	Maximum E(h) 0 fc	
West Wall Right_Spill	Illuminance	Fc	0.00	0.0	0.0	N.A.	N.A.	Maximum E(h) 0 fc	

Lighting Calculations Summary

Luminaire Schedule							
Tag	Description	Symbol	Qty	LLF	Luminaire Lumens	Luminaire Watts	Total Watts
AL4	LFM-120_277-24-22W-OPTIDRIVE_27K-NAS-HFR-DMX_RDM		11	1.000	1622	39.4	433.4
AL2	RGBW Narrow beam uplight w/ visor, low output		28	0.490	794	16.1	450.8
AL3	RGBW Narrow beam uplight w/ visor		11	0.700	794	16.1	177.1

Luminaire schedule

LEAVE BLANK - FOR CITY USE ONLY

No.	REVISIONS	DATE	BY

SCALE: NTS
DESIGNED BY: SWP
DRAWN BY: SWP
CHECKED BY: JDH

ARUP
Arup US Inc
60 State Street
Boston MA 02109 USA
617.864.2987
www.arup.com

BAPTIST HEALTH SUNRISE HOSPITAL
12401 WEST OAKLAND PARK BOULEVARD
SUNRISE, FLORIDA

FAÇADE LIGHTING
SCHEDULES AND DETAILS
SHEET 5

SEAL: THOMAS PACKER LICENSE No. 92574 STATE OF FLORIDA PROFESSIONAL ENGINEER
7/18/2024

DATE: 07/19/2024
DRAWING NO. E3.05
PROJECT NO. 99-0039-002-01